



Distr.: For participants only
1 October 2012

English only

Economic and Social Commission for Asia and the Pacific
Committee on Statistics

Third session

Bangkok, 12-14 December 2012

Item 5(b) of the provisional agenda^{*}

**Coordination of statistical capacity-building
activities: Regional partnership**

**Document for the information of the Committee on
Statistics on item 5 of the provisional agenda**

**Partner Report on Support to Statistics 2011 Round: Special
Report on Asia and the Pacific**

**Report by the Partnership in Statistics for Development in the
21st Century (PARIS21)**

Summary

This document provides an overview of ongoing activities supporting statistical development in Asia and the Pacific over the period 2009-2011. It was produced by the Partnership in Statistics for Development in the 21st Century (PARIS21) at the suggestion of the Partners for Statistics Development in Asia-Pacific. It is part of the Partner Report on Support to Statistics, which is designed and administered by PARIS21 to assist development stakeholders in implementing best practices and respecting the principles of aid/development effectiveness by providing a snapshot of ongoing support to statistical development worldwide.

^{*} E/ESCAP/CST(3)/L.1.

Partner Report on Support to Statistics **PRESS** 2011 ROUND



SPECIAL REPORT ON ASIA-PACIFIC DECEMBER 2011

Table of Contents

List of Acronyms.....	4
Executive Summary.....	6
I. Introduction	8
Purpose of this Report.....	8
Objectives of the PRESS.....	8
Methodology	9
Limitations of Results	10
II. Summary of Key Global Findings from PRESS 2011	11
Key Global Findings, by Recipient.....	11
Key Global Findings, by Co-operation Provider.....	14
Key Global Findings, by Statistical Area.....	14
III. Summary of Key Findings in Asia–Pacific from PRESS 2011	15
Key Findings in Asia–Pacific, by Recipient.....	15
Key Findings in Asia–Pacific, by Co-operation Provider	16
Key Findings in Asia–Pacific, by Statistical Area	17
IV. Statistical Training in Asia–Pacific.....	19
METHODOLOGY ANNEXES	22
Countries Covered in PRESS 2011.....	22
Classification of Statistical Activities, adjusted for the reporting of provider and recipient activities.....	23
DATA ANNEXES	24
Support to Statistical Development in Asia–Pacific: Commitments, 2009–2011, by Recipient Country	24
Support to Statistical Development in Asia–Pacific: Commitments, 2009–2011, by Provider of Development Co-operation.....	34
Support to Statistical Development in Asia–Pacific: Commitments, 2009–2011, by Statistical Activity.....	44
Planned Support to Statistical Development in Asia–Pacific, by Provider of Development Co-operation	51

List of Tables, Figures, and Maps

Table A: Estimated Annual Commitments, by Region & Percentage of Global Total, Pre-2009–2011	11
Figure 1: Comparison of Global Estimated Commitments Across PRESS Rounds	12
Map A: Global Active Commitments, By Recipient, 2009–11.....	13
Table B: Estimated Commitments to Main Asia–Pacific Recipient Countries, 2009–11	15
Figure 2: Relationship between Total Estimated Commitments and Statistical Capacity Scores	16
Table C: Estimated Commitments to Asia–Pacific, during 2009–2011, by Key Co-operation Provider	17
Figure 3: Financial Support Committed in Asia–Pacific, by Statistical Categories.....	17
Table D: Commitments to 2010 Round of Population Census in Asia–Pacific.....	18
Table E: Summary of Support to Statistical Training in Asia–Pacific.....	20

List of Acronyms

AAA	Accra Agenda for Action
AFESD	Arab Fund for Economic and Social Development
AIDS	Acquired Immune Deficiency Syndrome
AITRS	Arab Institute for Training and Research in Statistics
AsDB	Asian Development Bank
ASEAN	Association of Southeast Asian Nations
CISSTAT	Statistical Office of Commonwealth of Independent States
CRESS	Country Report on Support to Statistics
CRS	Creditor Reporting System (OECD)
CWIQ	Core Welfare Indicators Questionnaire
DAC	Development Assistance Committee (OECD)
DIAL	Développement, Institutions, Analyses de Long-terme
DCD	Development Co-operation Directorate (OECD)
DFID	Department for International Development (United Kingdom)
DHS	Demographic and Health Survey
EC	European Commission
ECA	Europe and Central Asia
EFTA	European Free Trade Association
EU	European Union
EUROSTAT	Statistical Office of the European Communities
FAO	Food and Agriculture Organization of the United Nations
GDDS	General Data Dissemination System
GDP	Gross Domestic Product
HIV	Human Immunodeficiency Virus
HLF-4	Fourth High Level Forum on Aid Effectiveness
HMN	Health Metrics Network
ICP	International Comparison Program
IDA	International Development Association
IHSN	International Household Survey Network
IPA	Instrument de pre-accession – Pre-Accession Instrument (EU programme)
ILO	United Nations International Labour Organization
IMF	International Monetary Fund
IsDB	Islamic Development Bank
ISWGNA	Inter-Secretariat Working Group on National Accounts
ITU	International Telecommunication Union
LAC	Latin America and Caribbean
LAS	League of Arab States
LMIC	Lower Middle Income Countries
LSMS	Living Standards Measurement Survey
M&E	Monitoring and Evaluation
MAPS	Marrakech Action Plan for Statistics

MDG	Millennium Development Goals
MENA	Middle East and North Africa
MICS	Multiple Indicator Cluster Survey
NSDS	National Strategy for the Development of Statistics
NSO	National Statistical Office
NSS	National Statistical System
ODA	Official Development Assistance
OECD	Organisation for Economic Co-operation and Development
PARIS21	Partnership in Statistics for Development in the 21 st Century
PNG	Papua New Guinea
PRESS	Partner Report on Support to Statistics
PRSP	Poverty Reduction Strategy Paper
PPP	Purchasing Power Parity
SCB	Statistical Capacity Building
SESRIC	Statistical, Economic and Social Research and Training Centre for Islamic Countries
SIDS	Small Island Developing States
SNA	System of National Accounts
SPC	Secretariat of the Pacific Community
SRF	Statistics for Results Facility
STATCAP	Statistical Capacity Credit/Loan
TFSCB	Trust Fund for Statistical Capacity Building
UK	United Kingdom
UNAIDS	Joint United Nations Programme on HIV/AIDS
UNCTAD	United Nations Conference on Trade and Development
UNDP	United Nations Development Programme
UNECE	United Nations Economic Commission for Europe
UNEP	United Nations Environment Programme
UNESCAP	United Nations Economic and Social Commission for Asia and Pacific
UNESCWA	United Nations Economic and Social Commission for Western Asia
UNESCO-UIS	United Nations Educational, Scientific, and Cultural Organization – Institute for Statistics
UNFPA	United Nations Population Fund
UNICEF	United Nations Children’s Fund
UNIDO	United Nations Industrial Development Organization
UNSD	United Nations Statistics Division
UNSIAP	United Nations Statistical Institute for Asia and Pacific
USA	United States of America
USAID	United States Agency for International Development
WHO	World Health Organization

Executive Summary

Since the Paris Declaration on Aid Effectiveness was adopted in 2005, the international community has stepped up efforts to improve the effectiveness of development interventions. The 2008 Accra Agenda for Action (AAA) and the recent *Fourth High Level Forum on Aid Effectiveness* (HLF-4) further crystallised this agenda. The Partner Report on Support to Statistics (PRESS) is a tool to assist development stakeholders in implementing the best practices and respecting the principles of aid/development effectiveness. The Partnership in Statistics for Development in the 21st Century (PARIS21) designed and administers the PRESS exercise to provide a snapshot of ongoing support to statistical development worldwide. In December 2011, PARIS21 published a report outlining results from the 2011 round of the PRESS, covering ongoing activities supporting statistical development over the period 2009–11. The present report provides a special focus on the findings relevant to Asia–Pacific countries.

Summary of Key Global Findings

Worldwide financial commitments to statistical development for the period 2009–11 amounted to roughly US\$ 1.633 billion. Africa received 41% of total statistical support, equivalent to US\$ 668M in commitments while Asia-Pacific received US\$ 476M (29%), Latin America and the Caribbean US\$ 175M (11%), and Europe US\$ 104M (6%). A further US\$ 210M were committed to global, non-country-specific projects and programmes. Since the initial PRESS round in 2008, the regional distribution of commitments to statistics has steadily shifted away from Africa, primarily to the benefit of the Asia–Pacific region.

Support to statistics is highly concentrated. Fifteen countries (India, Rwanda, Indonesia, Tanzania, Bolivia, Afghanistan, Uganda, Nigeria, Kenya, Mozambique, Ukraine, China, Pakistan, Albania, and Haiti) combined to equal 45.1% of total estimated commitments (including unallocated support) and 62.4% of total country-specific commitments.

A large share of global support to statistics comes from a very small number of providers. The top three providers of development co-operation in statistics (World Bank, United Kingdom, European Union) provided 53% of total commitments.

Excluding the miscellaneous category of “multiple statistical areas,” the category that received the most support in PRESS 2011 was “strategic and managerial issues of official statistics at national and international level,” which accounted for 13% of total commitments (or 34%, excluding multiple categories from the total). Sector statistics receive relatively little financial support, as does formal statistical training. NSDS processes however attract significant support.

Summary of Key Findings in Asia–Pacific

Consistent with worldwide trends, support to Asia–Pacific countries is very highly concentrated in a small number of recipients. The top 10 recipient countries in Asia–Pacific combined to equal 89.5% of total country-specific commitments (*i.e.*, excluding unallocated, region-wide support).

By matching the figures on commitments with the country statistical capacity scores from the World Bank, one can begin to see to what extent the volume of statistical support provided to countries is aligned with their need for developing capacity. Ideally, the countries with the lowest capacity scores (*i.e.*, the neediest in terms of capacity) would receive the greatest volume of commitments and those with the highest scores would receive the smallest volume of commitments. However, the data suggest that little relationship can be drawn between the volume of support to statistics and the recipient's need for capacity development.

Just as the concentration of support to a small number of countries in Asia–Pacific is greater than the concentration on the global level, the top three providers of support to statistics take up an even larger share of support in Asia–Pacific than they do globally. The World Bank, European Union, and United Kingdom accounted for 64% of total commitments to Asia–Pacific countries (against 53% globally). Bilateral donors (including the EU and UK) combined to provide 43% of all commitments, regional institutions 8%, and international organisations 49%.

The catch-all category of “multiple statistical areas” attracted the largest share of support (73%) in Asia–Pacific. The category receiving the second most support was “general statistical items and methodology of data collection” (13%), followed by “strategic and managerial issues of official statistics at national and international level” (7%). NSDS processes in Asia–Pacific attract significant attention from aid providers. PRESS data show support to the design or implementation of statistical strategies in Afghanistan, Armenia, Bangladesh, China, India, Kyrgyz Republic, Laos, Mongolia, Philippines, and Viet Nam. It should be noted that 72% of countries in Asia–Pacific are either implementing or designing an NSDS. As the single largest statistical operation that a country will typically undertake, the census is often a target of significant external support. Support to censuses is active in 8 Asia–Pacific countries as well as via regional programmes.

Statistical Training in Asia–Pacific

A UNESCAP Working Group on the Coordination of Statistical Training has been tasked with proposing solutions for maintaining the training balance in terms of supply and demand and for co-ordinating the diverse efforts of training providers. Data drawn from the PRESS can provide a useful input into the Working Group's efforts to co-ordinate statistical training activities. The PRESS reveals that support to statistical training in Asia–Pacific exceeded US\$ 230M during the reporting period, with more than a dozen national or regional projects / programmes reported as targeting human resources and training in the region.

I. Introduction

Purpose of this Report

1. In December 2011, the Partnership in Statistics for Development in the 21st Century (PARIS21) published the results from the 2011 Round of the Partner Report on Support to Statistics (PRESS) exercise¹, as one of the main inputs in its work to facilitate the co-ordination of stakeholders supporting statistical development. At the suggestion of the Partners for Statistics Development in Asia–Pacific², PARIS21 produced the present special report, drawing on the global report to focus on results specific to the Asia–Pacific region³. Readers interested in greater details on the overall PRESS process and global results are encouraged to consult the full report on the PARIS21 website.

Objectives of the PRESS

2. Since the Paris Declaration on Aid Effectiveness was adopted in 2005, the international community has stepped up efforts to improve the effectiveness of development interventions. The 2008 Accra Agenda for Action (AAA) and the recent *Fourth High Level Forum on Aid Effectiveness* (HLF-4) further crystallised this agenda. HLF-4 deliberations, in fact, emphasized a shift from aid effectiveness to development effectiveness⁴, an agenda which relies heavily on inputs from the statistical community.

3. The PRESS is a tool to assist development stakeholders in implementing the best practices and respecting the principles of aid/development effectiveness. PARIS21 designed and administers the PRESS exercise to provide a snapshot of ongoing support to statistical development worldwide.

4. The specific objectives of the PRESS exercise are to:

- Identify the current and future projects/programmes of providers of development co-operation⁵ (*i.e.*, bilateral agencies, multilateral institutions, private foundations, and other actors providing technical or financial support) in support of the development of national statistical systems (NSS);
- Share this information with recipient countries and providers of development co-operation in order to facilitate collaboration/co-ordination and to identify countries or areas of statistics in need of more support; and
- Raise the profile of statistics within the overall context of aid to developing countries.

¹ See <http://www.paris21.org/PRESS2011>

² See <http://www.unescap.org/stat/partnership/index.asp>

³ Specifically, this report considers Asia–Pacific countries to be those who are member states or associate members of the UN Economic and Social Commission for Asia and the Pacific. See <http://www.unescap.org/about/member.asp>

⁴ The results of the HLF-4 discussions are available in the official Busan outcome document here: http://www.aideffectiveness.org/busanhlf4/images/stories/hlf4/OUTCOME_DOCUMENT_-_FINAL_EN.pdf

⁵ The drafters of the HLF-4 outcome document prefer the term “providers of development co-operation” to “donors.” The present report adopts this new terminology, where appropriate.

5. As such, the PRESS will be invaluable to both developing countries and co-operation providers in respecting the principles of development effectiveness. It provides information that can be used, *inter alia*, to align support with nationally owned strategies and plans, harmonise that support across co-operation providers, and improve the predictability of planned aid⁶. When establishing national partnerships to co-ordinate support to the statistical system (a mechanism gaining increasing prominence worldwide), countries can also use PRESS information to identify co-operation providers active in supporting statistics.

Methodology

6. The PRESS exercise is conducted annually. The present report outlines the results of the 2011 round, covering ongoing activities during the three calendar years 2009–11. Results are also available from the three previous rounds (conducted in 2008, 2009, and 2010) on the PARIS21 website⁷.

7. The methodology used in compiling PRESS data is largely that described in the 2009 PRESS methodology report⁸. Briefly, the exercise begins with an extraction of data from the OECD's Creditor Reporting System (CRS)⁹. For countries and institutions that do not report to the CRS, the PARIS21 Secretariat supplements these data with an online questionnaire.

8. The recipient countries¹⁰ covered in the global PRESS exercise fall into three sub-categories: all those eligible to borrow from the International Development Association (IDA)¹¹, lower middle income countries (LMIC) as defined by the OECD's Development Assistance Committee¹², and all African countries. The overall group of countries covered in PRESS (currently 118 in all) are also those covered in PARIS21's report on progress in designing and implementing NSDS¹³. The complete list of countries is available in the methodology annexes below. Support that is not country-specific is shown in the tables and maps below under the category "unallocated."

9. At the request of members of the Committee for the Coordination of Statistical Activities (CCSA – who represent a large sample of PRESS respondents), PRESS reports focus on commitments rather than disbursements. However, as with previous rounds, the 2011 round collected data on disbursements along with

⁶ Greater detail on the principles and commitments of the Paris Declaration and the AAA can be found at: <http://www.oecd.org/dac/effectiveness/parisdeclaration>. Details on the HLF-4 are available at: <http://www.aideffectiveness.org/busanhlf4/>.

⁷ See <http://www.paris21.org/Press>

⁸ See <http://www.paris21.org/sites/default/files/PRESS2009-methodology.pdf>

⁹ The CRS is the official source of information on aid commitments from OECD member countries, as well as a number of multilateral organisations. See <http://www.oecd.org/dac/stats/crs>

¹⁰ This document and all maps included herein are without prejudice to the status of or sovereignty over any territory, to the delimitation of international frontiers and boundaries and to the name of any territory, city or area.

¹¹ Although there are presently 80 IDA borrower countries (<http://www.worldbank.org/ida>), for the purposes of coherence across PRESS and NSDS reports, PARIS21 reports on those countries with IDA borrowing status as of November 2009 (79 in all), when the PARIS21 strategy for 2010–14 was agreed.

¹² Although the DAC list of Official Development Assistance recipients (<http://www.oecd.org/dac/stats/daclist>) was updated in October 2011, PARIS21 reports on those countries with LMIC status as of November 2009 (39 in all).

¹³ See <http://www.paris21.org/nsds-status>

commitments. The raw data collected are available for free download on the PARIS21 website as an Excel pivot table¹⁴.

10. In this 2011 round, PARIS21 incorporated a number of improvements to the exercise, thanks to a close collaboration with a regional partner. In the margins of its Committee on Statistics in December 2010, the UNESCAP Statistics Division launched a regional version of the global CCSA (dubbed the Partners for Statistics Development in Asia–Pacific), in which participants decided that a first step towards the improvement of co-operation and collaboration in statistics is to share information. The group agreed to make full use of the PRESS as a basis for this information sharing and decided to assess the usefulness of PRESS for this purpose. To this end, PARIS21 and the partnership secretariat (UNESCAP) conducted an assessment and made several recommendations¹⁵, which resulted in a number of refinements to the system.

Limitations of Results

11. While improvements to the PRESS methodology increase one's confidence in the figures, it is nevertheless important to recognise the limitations of the data collected. Some of the findings may be over-estimated or even under-estimated.

- *Potential over-estimations:* Identifying the amount of financing allocated to statistical activities in multi-sector operations is often difficult. Double-counting, especially for activities financed and implemented by different organisations, is filtered out to the greatest extent possible.
- *Potential under-estimations:* Not all support is captured in the PRESS exercise (especially where it is embedded in a broader sector programme), and figures are usually estimated by dividing a project amount evenly across the project period (which can often extend beyond either end of the three-year reporting period).

12. Comparing figures of individual years with those in previous rounds should be approached with great caution. Reporters often update data submitted in previous rounds, the result being that global estimated totals reported for 2010, for example, may differ in the 2010 and 2011 rounds.

13. The financial figures collected in PRESS are of course very helpful, even if they should be used cautiously. However, the PRESS is intended to serve as a tool to facilitate collaboration and co-ordination among developing countries and providers of development co-operation, rather than as a purely accounting exercise.

¹⁴ See <http://www.paris21.org/PRESS2011>

¹⁵ The results from this study are available at: <http://www.unescap.org/stat/partnership/2nd-stat-dev/Information-sharing-assessment-PRESS.pdf>

II. Summary of Key Global Findings from PRESS 2011

14. The data annexes at the end of this document provide tables showing all commitments reported to Asia–Pacific countries, sorted by recipient country, provider of development co-operation, and statistical activity. While chapter III offers results for the Asia–Pacific region, the present chapter offers some brief analyses of the data across all regions.

Key Global Findings, by Recipient

15. Financial commitments to statistical development worldwide for the period 2009–11 amounted to roughly US\$ 1.633 billion. This includes activities committed prior to, but still active during, the reporting period. Africa received a little less than half (41%) of total statistical support, equivalent to US\$ 668M in commitments while Asia–Pacific received US\$ 476M (29%), Latin America and the Caribbean US\$ 175M (11%), and Europe US\$ 104M (6%). A further US\$ 210M were committed to global, non–country-specific projects and programmes. See Table A for specific details.

Table A: Estimated Annual Commitments, by Region & Percentage of Global Total, Pre-2009–2011

Region	Commitments (US\$ millions)					%
	Pre-2009	2009	2010	2011	Grand Total	
Africa	338.00	131.45	110.79	87.74	667.98	41%
Asia-Pacific	183.24	39.37	158.85	94.45	475.91 ¹⁶	29%
Europe	54.08	16.68	31.73	1.09	103.58	6%
Latin America and Caribbean	101.12	9.36	9.96	54.38	174.82	11%
Unallocated*	86.73	94.97	15.96	12.60	210.27	13%
Total	763.17	291.84	327.29	250.27	1,632.57	100%

* Refers to activities not allocated to specific countries or regions.

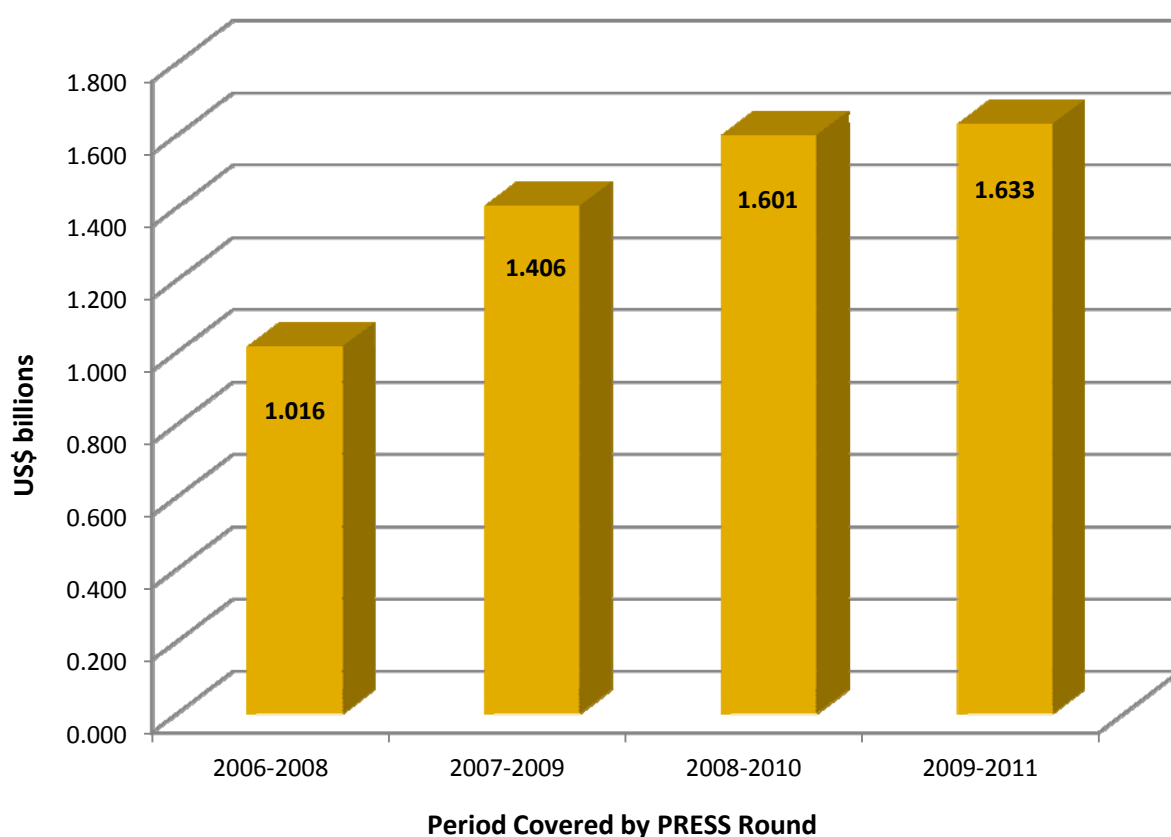
NB: Totals may not add due to rounding.

16. PRESS 2011 marks the fourth round of this annual exercise; trends can now be drawn with greater confidence. Since the initial PRESS round in 2008, **global estimated commitments have risen by more than 60%** (from approximately US\$ 1 billion to more than US\$ 1.6 billion in the 2011 round)¹⁷. Despite the end of a US\$ 144M census project in Nigeria, global estimated commitments are up by nearly 2% from the previous round. It is recognised that the significant increase in global estimated commitments since the 2008 round may be due in part to an increased response rate of PRESS reporters. Figure 1 shows the progression of global estimated commitments over the past four PRESS rounds.

¹⁶ It should be noted that this figure will not be identical to the totals cited in the data annexes, as the regional breakdown of countries used in the PRESS report does not cohere perfectly with UNESCAP membership.

¹⁷ Total commitments to active projects/programmes supported by providers of development co-operation in the 2011 PRESS round may cover a longer period than 2009–11. Aggregated financing totals should therefore be viewed cautiously.

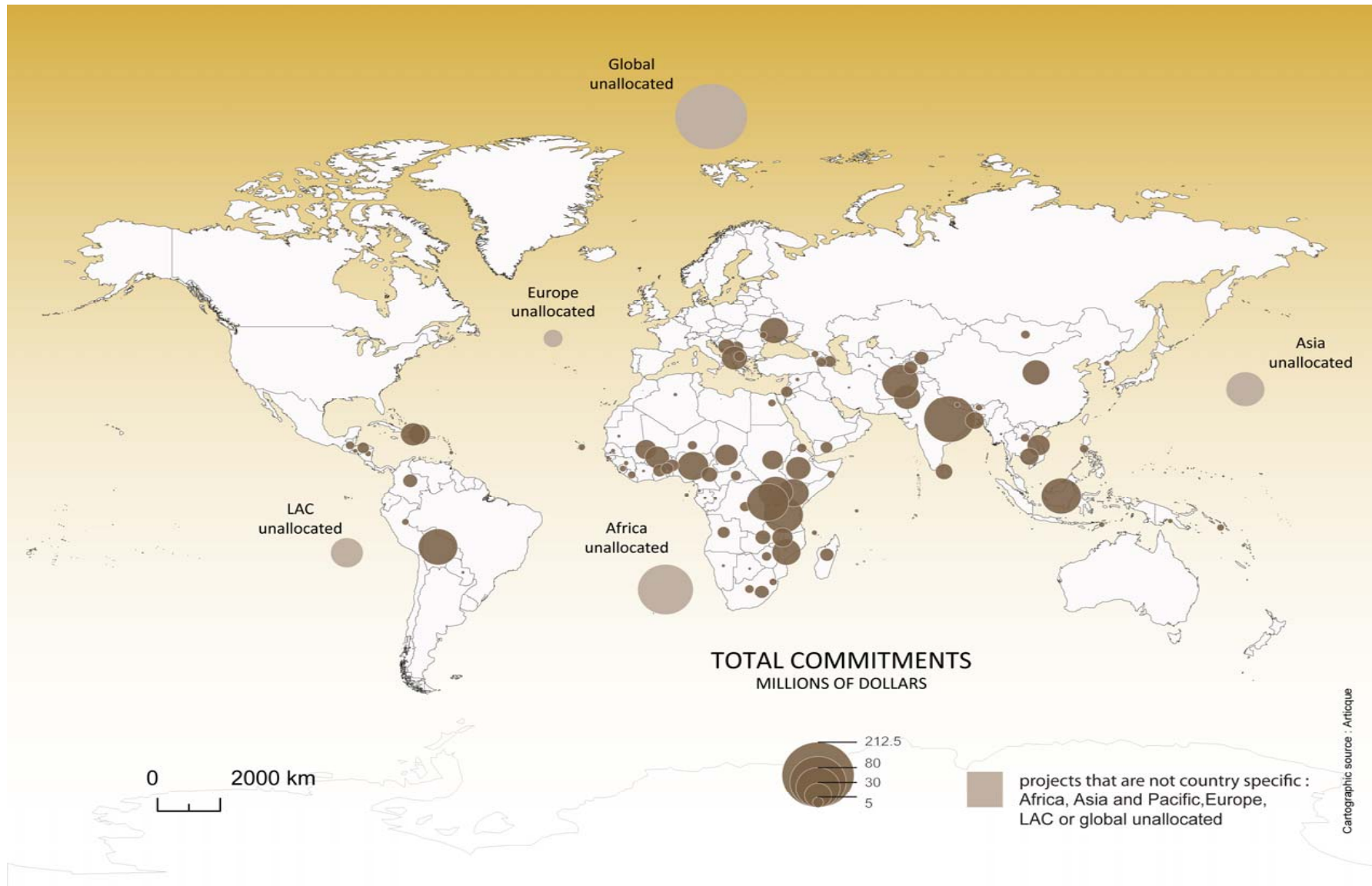
Figure 1: Comparison of Global Estimated Commitments Across PRESS Rounds



17. Since the 2008 PRESS Round, ***the regional distribution of aid commitments to statistics has steadily shifted away from Africa***. While the African continent remains the region with the highest share of commitments (41% of global totals in PRESS 2011), its share has decreased steadily from the 2010 round (45%), 2009 round (52%), and 2008 round (59%). ***This change has primarily been to the benefit of the Asia-Pacific region***, whose share has risen from 15% in the 2008 round to 17% in the 2009 round, 31% in the 2010 round, and finally a slight decline to 29% in the present round. All other regions have more or less levelled off.

18. Approximately 81.6% of country-specific commitments in PRESS 2011 went to IDA borrower countries and 18.9% to lower middle income and non-IDA African countries. ***Support continues to be highly concentrated***. Fifteen countries (India, Rwanda, Indonesia, Tanzania, Bolivia, Afghanistan, Uganda, Nigeria, Kenya, Mozambique, Ukraine, China, Pakistan, Albania, and Haiti) had estimated commitments exceeding US\$ 25M per country. They combined to equal 45.1% of total estimated commitments (including unallocated support) and 62.4% of total country-specific commitments. Map A provides a graphic representation of worldwide active commitments, by recipients.

Map A: Global Active Commitments, By Recipient, 2009–11



Key Global Findings, by Co-operation Provider

19. ***A large share of global support to statistics comes from a very small number of providers.*** The top three providers of development co-operation in statistics (World Bank, United Kingdom, European Union) provided 53% of total commitments. Bilateral donors (including the UK and EU) combined to provide 54% of all commitments, regional institutions 9%, and international organisations 37%. UNFPA deserves special recognition for its appearance as the fourth largest provider of development co-operation in the 2011 round (up from 23rd largest in the 2010 round), thanks to its tireless efforts in involving its country offices around the world in the collection of data.

20. Across all PRESS rounds, these three institutions have consistently provided a significant share of global totals. While, collectively, the sum of the three institutions has dropped from the initial 2008 round in terms of share of overall commitments (70.4% in 2008 to 53.4% in 2011), they remain by far the main providers of support to statistical development.

Key Global Findings, by Statistical Area

21. Excluding the miscellaneous category of “multiple statistical areas,” the category that received the most support in PRESS 2011 was “strategic and managerial issues of official statistics at national and international level” (category 5), which accounted for 13% of total commitments (or 34%, excluding multiple categories from the total). Support targeting “general statistical items and methodology of data collection” (category 4) — the category receiving the second most in commitments — dropped significantly from US\$ 327M in PRESS 2010 to US\$ 166M in PRESS 2011. ***Sector statistics continue to receive relatively little financial support, as does formal statistical training*** (category 5.4) despite the recognition of the latter’s keen importance, as evidenced by the creation of regional working groups targeting statistical training¹⁸. The full list of categories and subcategories can be found in the methodological annexes.

22. ***NSDS processes continue to attract significant support.*** TFSCB grants are supporting NSDS design in a dozen countries, while STATCAP and Statistics for Results Facility projects supporting the implementation of NSDSs are ongoing in Afghanistan, Burkina Faso, Indonesia, and Ukraine. In addition to these World Bank–managed programmes, other providers of development co-operation such as the Asian Development Bank, European Union, and the United Kingdom also allocate resources to support NSDS processes (for example in Afghanistan, Benin, Kosovo, Rwanda, Tanzania, and Zambia).

¹⁸ For example: (i) the African Group on Statistical Training and Human Resources – AGROST and (ii) the UNESCAP Working Group on the Coordination of Statistical Training.

III. Summary of Key Findings in Asia–Pacific from PRESS 2011

23. The present chapter offers some brief analyses of PRESS 2011 data that are specific to Asia–Pacific. It should be noted that UNESCAP has 53 member states and 9 associate members. Among these 62 countries, 38 are covered in the PRESS exercise, although only 36 are reported as having received commitments in the 2011 Round¹⁹. All analysis below therefore refers to these 36 countries, unless indicated otherwise.

Key Findings in Asia–Pacific, by Recipient

24. Consistent with worldwide trends, **support to Asia–Pacific countries is very highly concentrated in a small number of recipients**. Of the 36 Asia–Pacific countries receiving commitments during the reporting period, the top 10 recipients combined to equal 89.5% of total country-specific commitments (*i.e.*, excluding unallocated, region-wide support). That is, less than third of the countries accounted for nearly nine-tenths of all support. India by itself received 27% of the Asia–Pacific total. The level of concentration in Asia–Pacific is much higher than what is recorded at the global level, where the top 15 recipients account for 62% of all country-specific support. Table B provides greater detail on commitments to the top recipient countries in Asia–Pacific.

Table B: Estimated Commitments to Main Asia–Pacific Recipient Countries, 2009–11

Recipient Country	Total Commitments (US\$ thousands)
1. India	107,297
2. Indonesia	65,375
3. Afghanistan	54,957
4. China	30,398
5. Pakistan	29,979
6. Viet Nam	21,097
7. Bangladesh	14,718
8. Cambodia	14,311
9. Sri Lanka	12,162
10. Kyrgyz Republic	8,821

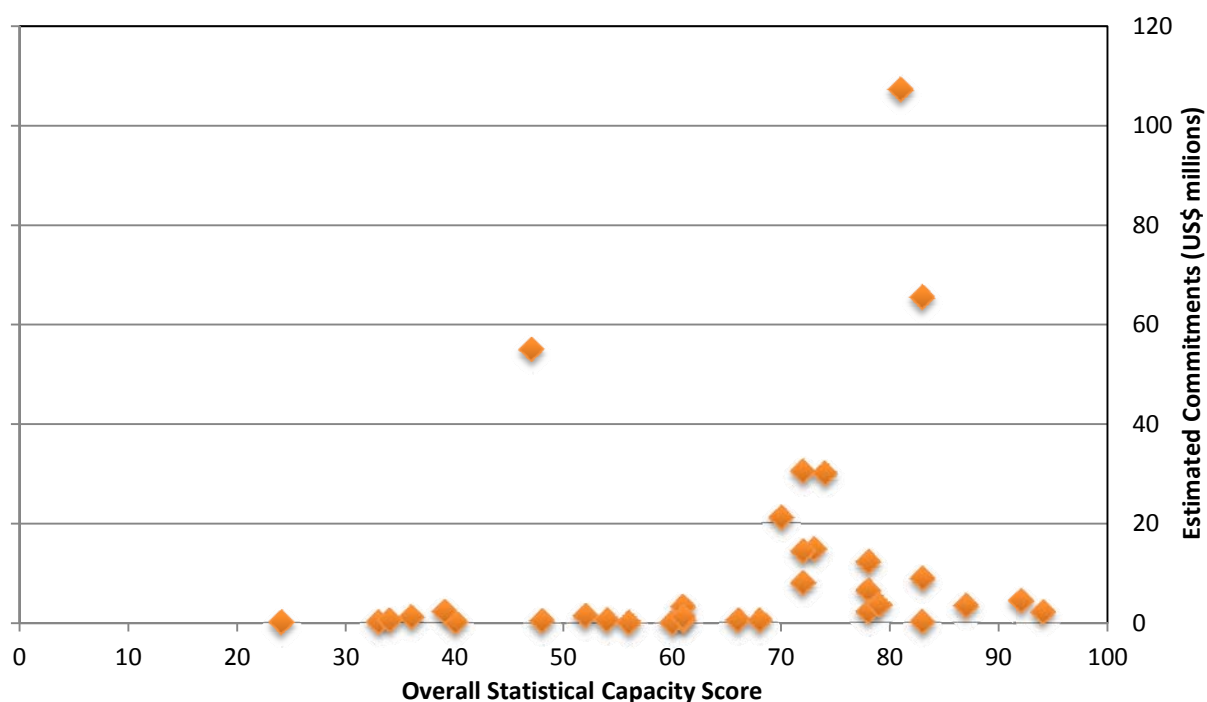
25. By matching the data on commitments with the country statistical capacity scores from the World Bank²⁰, one can begin to determine if a relationship exists between the volume of statistical support provided to countries and their need for developing capacity. Although a robust analysis would require, *inter alia*, a consideration of factors such as population size and actual funding needs of each individual country, PRESS data

¹⁹ The Marshall Islands and Niue are the two countries with no reported support to statistics.

²⁰ On an annual basis, the World Bank measures a “country-level statistical capacity indicator based on a set of criteria consistent with international recommendations.” This indicator — on a scale of 0 to 100 — is available for more than 140 countries but does not cover all of the 118 PRESS countries. See <http://bbcs.worldbank.org/bbsc/SelectColorParameter>

and the World Bank's scores can provide an initial view of the situation. To this end, Figure 2 plots total estimated commitments to Asia-Pacific countries against their corresponding statistical capacity scores²¹. To highlight the extremes, the UNESCAP country with the lowest statistical capacity score received US\$ 63,000 in reported commitments whereas the country with the highest score received US\$ 2.2M. The data suggest that *little relationship can be drawn between the volume of support to statistics and the recipient's statistical capacity*.

Figure 2: Relationship between Total Estimated Commitments and Statistical Capacity Scores



Key Findings in Asia-Pacific, by Co-operation Provider

26. Just as the concentration of support to a small number of countries in Asia-Pacific is greater than the concentration on the global level, *the top three providers of support to statistics take up an even larger share of support in Asia-Pacific than they do globally*. The World Bank, European Union, and United Kingdom accounted for 64% of total commitments to Asia-Pacific countries (against 53% globally). Bilateral donors (including the EU and UK) combined to provide 43% of all commitments, regional institutions 8%, and international organisations 49%. Table C shows the top 10 providers of development co-operation in statistics to Asia-Pacific countries.

²¹ As hinted in the footnote above, this figure does not include all Asia-Pacific countries covered in the PRESS: neither DR Korea nor Tuvalu have statistical capacity scores measured by the World Bank.

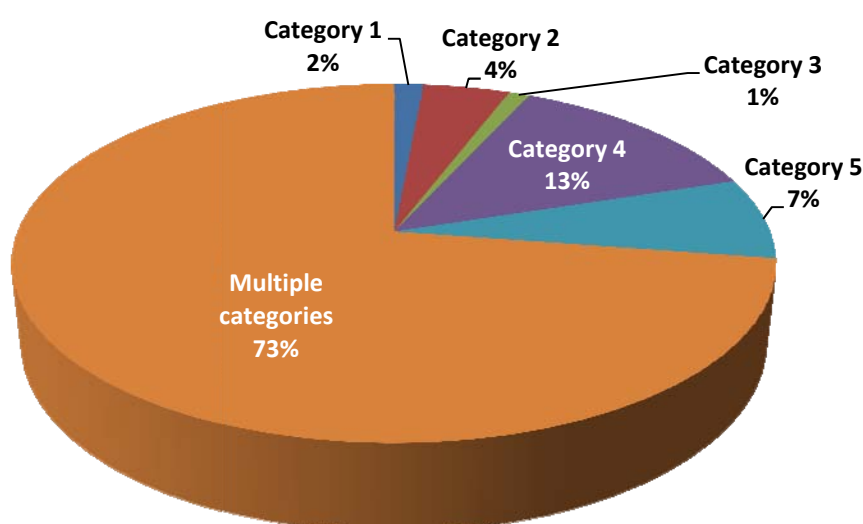
Table C: Estimated Commitments to Asia–Pacific, during 2009–2011, by Key Co-operation Provider

Provider of Development Co-operation	Commitments to Asia–Pacific ²² (US\$ thousands)
World Bank	161,660
European Union / EUROSTAT	45,156
United Kingdom	32,111
Canada	26,352
Sweden	18,792
United Nations Population Fund (UNFPA)	16,843
Asian Development Bank	16,120
Germany	8,536
Netherlands	6,949
Japan	6,000

Key Findings in Asia–Pacific, by Statistical Area

27. The catch-all category of “multiple statistical areas” attracted the largest share of support (73%) in Asia–Pacific. The category receiving the second most support was “general statistical items and methodology of data collection” (13%), followed by “strategic and managerial issues of official statistics at national and international level” (7%). The pie chart in Figure 3 breaks down the share of support by major statistical category. A detailed list of categories and subcategories can be found in the methodology annexes.

Figure 3: Financial Support Committed in Asia–Pacific, by Statistical Categories



Legend: 1 = Demographic and social statistics; 2 = Economic statistics; 3 = Environment and multi-domain statistics; 4 = General statistical items and methodology of data collection; and 5 = Strategic and managerial issues of official statistics at national and international level.

²² It should be noted that these figures only consider support to Asia–Pacific countries and region-wide statistical programmes and exclude international programmes that, admittedly, benefit all countries.

28. **NSDS processes in Asia–Pacific attract significant attention from aid providers.** PRESS data show support to the design or implementation of statistical strategies in Afghanistan, Armenia, Bangladesh, China, India, Kyrgyz Republic, Laos, Mongolia, Philippines, and Viet Nam. Other projects and programmes undoubtedly target components of NSDS implementation, although without explicit reference to such processes. It should be noted that 72% of countries in Asia–Pacific are either implementing or designing an NSDS, according to the recently updated NSDS status report²³.

29. As the single largest statistical operation that a country will typically undertake, the census is often a target of significant external support. Although the 2010 census round (spanning the period 2005 to 2014) is nearing its end, there are still a significant number of countries who have yet to conduct their census. The UN Statistics Division reports that, as of November 2011, only 77 of the 118 countries covered in PRESS have completed their census in the 2010 census round. Of the remaining 41 countries, 37 have scheduled one²⁴. However, in Asia–Pacific, only 7 countries have yet to conduct the census in the 2010 round, with 6 of them already scheduled. See Table D for a summary of support to population censuses in Asia–Pacific.

Table D: Commitments to 2010 Round of Population Census in Asia–Pacific

Recipient	Providers	Total (US\$ thousands)
Afghanistan	EU	18,918
Bangladesh	EU	5,570
Solomon Islands	UNFPA	2,200
Regional: Pacific	UNFPA	794
Kyrgyz Republic	UK, UNFPA	547
Regional: Asia	UNFPA	521
Papua New Guinea	Australia	412
Bhutan	World Bank	300
Regional: Europe and Central Asia	UNECE, CISSTAT	240
Sri Lanka	UNFPA	112
Philippines	UNFPA	17
	Grand Total	29,631

30. Responses on future activities indicate that nearly a dozen providers of development co-operation have statistical activities in Asia–Pacific under preparation. Details on all reported planned activities can be found in the data annexes at the end of this report.

²³ Available at: http://www.paris21.org/sites/default/files/NSDS_report_nov2011.pdf

²⁴ See UNSD (2 November 2011), *Progression of the Census Round 2010*, http://unstats.un.org/unsd/demographic/sources/census/2010_PHC/Census_Clock/rptenumeratedpopulationallcountries.pdf.

IV. Statistical Training in Asia–Pacific

31. At the *Second Meeting of Partners for Statistics Development in Asia–Pacific*, held in Luxembourg in September 2011, participants considered initial elements for a proposed strategy to co-ordinate statistical training programmes in Asia–Pacific. A Working Group led by India will propose solutions for maintaining the training balance in terms of supply and demand and for co-ordinating the diverse efforts of training providers. The present chapter offers an input into the Working Group’s efforts by sharing information on statistical training activities, as reported in the PRESS.

32. Support to statistical training in Asia–Pacific exceeded US\$ 230M during the reporting period. This figure should of course be used with great caution, as it includes the full amount of large programmes that incorporate a training component. On the other hand, it excludes many projects and programmes that may have a training component but were coded at the category level (*5 – strategic and managerial issues of official statistics at national and international level*) rather than explicitly identifying the relevant subcategory (*5.4 – human resources and training*).

33. All providers of statistical training in Asia–Pacific were either regional or international institutions: Asian Development Bank, European Union / EUROSTAT, Food and Agriculture Organization, World Bank, UNESCAP, UNFPA, and UNSIAP. Table E below summarises all support that includes a human resources and training (category 5.4) component.

Table E: Summary of Support to Statistical Training in Asia-Pacific

Recipient(s)	Programme Name	Provider	Total Committed (US\$)
Afghanistan	AFGHANSTAT: Strengthening the National Statistical System - SRF	World Bank	14,000,000
Armenia	Piloting and Preparatory Work for 2011 Armenia Population Census - TFSCB	World Bank	100,000
Bangladesh	Improving National Accounts, Price and Wage Statistics	Asian Development Bank	400,000
Bhutan	Bhutan: Improving Statistical Capacity - TFSCB	World Bank	300,000
China	FIPS support to strengthening fisheries data collection in China	FAO	500,000
Cook Islands [*] ; Fiji; Kiribati; Marshall Islands; Micronesia, Fed. States; Nauru [*] ; Niue; Oceania, regional; Palau [*] ; Samoa; Solomon Islands; Tokelau [*] ; Tonga; Tuvalu; Vanuatu	ICPD+15 Symposium: Strengthening and Consolidation of Training Programmes in Official Statistics in the Pacific	UNFPA	455,337
India	India First Statistical Strengthening Project	World Bank	107,000,000
Indonesia	Statistical Capacity Building-Change and Reform for the Development of Statistics (STATCAP-CERDAS)	World Bank	65,000,000
Kazakhstan [*]	KAZSTAT: Strengthening the National Statistical System of Kazakhstan	World Bank	20,000,000
Kyrgyz Republic	Improved population data collection and analysis to enable the Government to better implement and monitor Country Development Strategy	UNFPA	737,798
Kyrgyz Republic	Support to Population and Housing Census 2009 in Kyrgyzstan	UNFPA	287,107
Myanmar; Brunei [*] ; Cambodia; Indonesia; Laos; Malaysia [*] ; Philippines; Singapore [*] ; Thailand; Viet Nam	EC-ASEAN Statistical Capacity Building Programme	European Union / Eurostat	7,806,061
Myanmar; Sri Lanka; India; Nepal; Pakistan; Bangladesh; Brunei [*] ; Cambodia; China; Hong Kong, China [*] ; Indonesia; Korea, Dem. Rep.; Macao [*] ; Malaysia [*] ; Mongolia; Philippines; Singapore [*] ; Thailand; Timor-Leste; Viet Nam	ESCAP Regional Census Programme: Component 3: Supporting effective use of information technology in population censuses	UNESCAP	280,000

Recipient(s)	Programme Name	Provider	Total Committed (US\$)
Papua New Guinea	Technical Assistance in the Data Analysis Phase to NSO, Papua New Guinea - TFSCB	World Bank	140,000
Sri Lanka; Nepal; Mongolia; Viet Nam; Palau *	RETA6356: Improving Administrative Data Sources for Monitoring of MDG Indicators	Asian Development Bank	500,000
Sri Lanka; Bangladesh; Indonesia; Mongolia; Viet Nam; <i>and several countries from other regions</i>	Accelerated Data Program	World Bank	8,200,000
<i>Multilateral Unallocated</i>	Institutional Support to the Statistical Institute for Asia and the Pacific (SIAP) and Key Capacity Building Programmes	UNSIAP	5,280,000

* Countries marked with an asterisk are not covered by the PRESS (see list in methodology annex below) but are nevertheless included in this table since support to them was reported and they are UNESCAP members.

METHODOLOGY ANNEXES

Countries Covered in PRESS 2011

IDA Borrower Countries					Lower Middle Income & Remaining African Countries				
1	Afghanistan	31	Guyana	61	Sierra Leone	80	Albania	110	Seychelles
2	Angola	32	Haiti	62	Solomon Islands	81	Algeria	111	South Africa
3	Armenia	33	Honduras	63	Somalia	82	Botswana	112	Swaziland
4	Azerbaijan	34	India	64	Sri Lanka	83	China	113	Syrian Arab Republic
5	Bangladesh	35	Kenya	65	St. Lucia	84	Colombia	114	Thailand
6	Benin	36	Kiribati	66	St. Vinc. & Grenadines	85	Dominican Republic	115	Tunisia
7	Bhutan	37	Kosovo	67	Sudan	86	Ecuador	116	Turkmenistan
8	Bolivia	38	Kyrgyz Republic	68	Tajikistan	87	Egypt	117	Tuvalu
9	Bosnia and Herzegovina	39	Lao PDR	69	Tanzania	88	El Salvador	118	Ukraine
10	Burkina Faso	40	Lesotho	70	Timor-Leste	89	Equatorial Guinea		
11	Burundi	41	Liberia	71	Togo	90	Fiji		
12	Cambodia	42	Madagascar	72	Tonga	91	FYR Macedonia		
13	Cameroon	43	Maldives	73	Uganda	92	Gabon		
14	Cape Verde	44	Malawi	74	Uzbekistan	93	Guatemala		
15	Central African Republic	45	Mali	75	Vanuatu	94	Indonesia		
16	Chad	46	Mauritania	76	Vietnam	95	Iran, Islamic Republic.		
17	Comoros	47	Moldova	77	Yemen, Republic	96	Iraq		
18	Congo, Democratic Republic	48	Mongolia	78	Zambia	97	Jordan		
19	Congo, Republic	49	Mozambique	79	Zimbabwe	98	Korea, DR		
20	Côte d'Ivoire	50	Myanmar			99	Libyan Arab Jamahiriya		
21	Djibouti	51	Nepal			100	Marshall Islands		
22	Dominica	52	Nicaragua			101	Mauritius		
23	Eritrea	53	Niger			102	Micronesia, Federated States		
24	Ethiopia	54	Nigeria			103	Morocco		
25	Gambia, The	55	Pakistan			104	Namibia		
26	Georgia	56	Papua New Guinea			105	Niue		
27	Ghana	57	Rwanda			106	Palestinian Admin. Areas		
28	Grenada	58	Samoa			107	Paraguay		
29	Guinea	59	Sao Tome and Principe			108	Peru		
30	Guinea-Bissau	60	Senegal			109	Philippines		

Source: The definition for IDA borrowers is drawn from the World Bank (<http://www.worldbank.org/ida>), as of November 2009. The definition for Lower Middle Income Countries (LMIC) is drawn from the OECD DAC list (<http://www.oecd.org/dac/stats/daclist>), as of November 2009.

NB: Not all countries listed above received support to their statistical systems during the reporting period. This document and all maps included herein are without prejudice to the status of or sovereignty over any territory, to the delimitation of international frontiers and boundaries and to the name of any territory, city or area.

Classification of Statistical Activities, adjusted for the reporting of provider and recipient activities

1. Demographic and social statistics

- 1.1 Population and migration
- 1.2 Labour
- 1.3 Education
- 1.4 Health
- 1.5 Income and consumption
- 1.6 Social protection
- 1.7 Human settlements and housing
- 1.8 Justice and crime
- 1.9 Culture
- 1.10 Political and other community activities
- 1.11 Time use

2. Economic statistics

- 2.1 Macroeconomic statistics, short-term indicators, seasonal adjustments
- 2.2 National accounts, Non-observed economy
- 2.3 Business statistics
- 2.4 Sector statistics
 - 2.4.1 Agriculture, forestry, fisheries
 - 2.4.2 Energy
 - 2.4.3 Mining, manufacturing, construction
 - 2.4.4 Transport
 - 2.4.5 Tourism
 - 2.4.6 Banking, insurance, financial statistics
 - 2.4.7 Other services
- 2.5 Government finance, fiscal and public sector statistics
- 2.6 International trade and balance of payments
- 2.7 Prices
- 2.8 Labour cost, productivity and competitiveness
- 2.9 Science/ technology

3. Environment and multi-domain statistics

- 3.1 Environment
- 3.2 Regional and small area statistics
- 3.3 Multi-domain statistics and indicators
 - 3.3.1 Living conditions, poverty
 - 3.3.2 Gender/special population groups
 - 3.3.3 Information society
 - 3.3.4 Globalisation
 - 3.3.5 Indicators related to the Millennium Development Goals
 - 3.3.6 Sustainable development
- 3.4 Yearbooks and similar compendia

4. General statistical items/methodology of data collection; processing, dissemination/analysis

- 4.1 Metadata
- 4.2 Classifications
- 4.3 Data sources
 - 4.3.1 Population/ housing censuses; registers of population, dwellings and buildings
 - 4.3.2 Agricultural censuses, registers and surveys
 - 4.3.3 Household surveys
 - 4.3.4 Business registers and surveys
 - 4.3.5 Other administrative and non-survey sources
 - 4.3.6 Data editing and data linkage
- 4.4 Data warehousing, output databases, web sites and other use of ICT
- 4.5 Dissemination, marketing and promotion of statistical literacy
- 4.6 Statistical confidentiality and disclosure protection
- 4.7 Data analysis

5. Strategic and managerial issues of official statistics at national and international level

- 5.1 Institutional frameworks and principles; role of official statistics; Statistical law and other legal instruments
- 5.2 Statistical programmes, priority setting, relationships with users and respondents
 - 5.2.1 Statistical programmes in framework of NSDS
 - 5.2.2 All other statistical programmes, priority settings, relationships with users and respondents
- 5.3 Quality frameworks and evaluation exercises
- 5.4 Human resources and training
- 5.5 Technological resources (including standards for electronic data exchange and data sharing)
- 5.6 Co-ordination of international statistical work
- 5.7 Technical cooperation and capacity building programmes

NB: These statistical categories are based on the "Classification on activities in the domain of Statistical capacity building, adjusted for the reporting of donor and recipient activities", developed by an inter-agency task team that defined PRESS methodology.

DATA ANNEXES

Support to Statistical Development in Asia–Pacific: Commitments, 2009–2011, by Recipient Country

Co-operation Provider	Project/Programme Name	Statistical Areas	Financing amount (USD)	Type	Project Period
ASIA					
EAST ASIA AND PACIFIC					
1. Cambodia			14,310,719		
Japan	Project on Improving Official Statistics in Cambodia (Phase 3)	2			2010-2015
Sweden	Household survey, IT, economics - TA-Stats Sweden	4.3.3; 4.4	3,051,551	Grant	2006-2009
Sweden	Multiple - TA-Stats Sweden	1; 2; 3	4,991,621	Grant	2009-2012
U.K.	National Planning for Poverty Reduction	5.7	2,713,950	Grant	2008-2012
E.C.	EC General Budget Support to Cambodia - statistics component	2.4.3; 2.7	911,392	Grant	2010-2011
FAO	TCP Facility	2.4.1	63,598	Non-Financial	2008-2010
IMF	Statistics Department: Technical Assistance	2.6; 2.5	28,607	Non-Financial	2010-2011
UNFPA	Population and Development	1; 2; 4	2,300,000	Grant	2006-2010
			250,000	Non-Financial	
2. China			30,398,334		
Canada	Statistical Information Management Program II (SIMP II)	2; 2.1; 2.3; 3.1; 3.4; 4.2; 4.3.3; 4.3.4; 4.3.5; 4.3.6; 5.2; 5.2.1	25,583,890	Grant	2005-2012
FAO	FAO FIPS support to strengthening fisheries data collection in china	2.4.1; 3.4; ... ²⁵	400,000	Grant	2005-2011
			100,000	Non-Financial	
IMF	Statistics Department: Technical Assistance	2.4.6	36,486	Non-Financial	2010-2011
IMF	Statistics Department: Training Activities (4)	2.6; 2.4.6	50,631	Non-Financial	2011-2012
IMF	Statistics Department: Training Activities (5)	2.6; 2.4.6; 2.2; 2.4.7	77,327	Non-Financial	2010-2011
The World Bank	Bengbu Integrated Environment Improvement Project	3.1	2,000,000	Loan/credit	2008-2014
The World Bank	Development of a Statistical Master Plan for China	5.2.1	150,000	Grant	2009-2010
UNFPA	Data for population and development	1; 4	1,000,000	Grant	2011-2015
			1,000,000	Non-Financial	
3. Fiji			512,028		
Australia	Support to Scoping Mission Outcomes	5.1	36,778	Grant	2007-2009
Australia	Support to Scoping Mission Outcomes	5.1	273,211	Grant	2007-2009
IMF	Statistics Department: Technical Assistance	2.2; 2.7	111,968	Non-Financial	2010-2011
IMF	Statistics Department: Technical Assistance	2.6; 2.5; 2.2	72,874	Non-Financial	2011-2012
IMF	Statistics Department: Training Activities (1)	2.6	17,196	Non-Financial	2010-2011
4. Indonesia			65,374,500		
Australia	Cooperation in Statistics in Indonesia	1; 1.2; 5; 5.6	317,960	Non-Financial	2006-2010
IMF	Statistics Department: Technical Assistance	2.5	22,327	Non-Financial	2010-2011
IMF	Statistics Department: Technical Assistance	2.4.7	34,213	Non-Financial	2011-2012
The World Bank	Statistical Capacity Building-Change and Reform for the Development of Statistics (STATCAP-CERDAS)	5.2.2; 5.1; 5.4... ²⁶	65,000,000	Loan/credit	2011-2016
5. Kiribati			62,918		

²⁵ 2.4.1; 3.4; 4.1; 4.2; 4.3; 4.4; 4.5; 4.7; 5.2; 5.3; 5.4; 5.5; 5.6; 5.7

²⁶ 5.2.2; 5.1; 5.4; 4.3.6; 4.4; 4.3.5; 4.3.3; 2.2; 2.6; 1; 4.7; 4.5; 5.3; 5.5; 2.4.1; 2.7; 1.2; 3.3.1; 4.3.4

Co-operation Provider	Project/Programme Name	Statistical Areas	Financing amount (USD)	Type	Project Period
IMF	Statistics Department: Technical Assistance	2.5; 2.2	29,460	Non-Financial	2011-2012
IMF	Statistics Department: Technical Assistance	2.6; 2.2	33,458	Non-Financial	2010-2011
6. Korea, Dem. Rep.			1,480,462		
ESCAP	Promoting Regional and Economic Cooperation in North East Asia with particular focus on DPRK	3; 4		Grant	2009-2012
FAO	Strengthening of Food and Agriculture Information System	2.4.1	1,480,462	Grant	2011-2014
7. Laos			3,274,907		
Sweden	Multiple domain statistics- TA-Stats Sweden	1; 2; 3	3,144,907	Grant	2005-2009
Development Gateway	Aid Management Program in Laos	5	50,000	Non-Financial	2010-2012
The World Bank	Laos: Updating the Statistical Master Plan	5.2.1	80,000	Grant	2010-2011
UNFPA	Support National Capacity to Collect, Analyse and Disseminate Population and Reproductive Health Data	1; 4; 4.1; 4.3.1; 4.3.3; 4.4; 4.5; 4.7		Grant	2007-2011
8. Mongolia			3,460,966		
IMF	Statistics Department: Technical Assistance	2.6	14,033	Non-Financial	2010-2011
IMF	Statistics Department: Technical Assistance	2.7	25,356	Non-Financial	2011-2012
IMF	Technical Assistance	2.2; 2.4.6; 2.5; 2.6	215,677	Non-Financial	2007-2009
The World Bank	Mongolia: Implementation of NSDS, Census Preparation - TFSCB	5.2.1	400,000	Grant	2009-2010
The World Bank	Strengthening of National Statistical System Project (MONSTAT)	5	2,000,000	Loan/credit	2009-2014
UNFPA	Capacity to monitor ICPD/MDGs	1; 4; 5	805,900	Grant	2007-2012
9. Myanmar			416,000		
ESCAP	ESCAP Capacity building in support of MDG achievement in Myanmar based on exchange of regional experiences and expertise, including through South-South cooperation	1; 2.2; 3.3.5; 5.2			2008-2010
ESCAP	Village Track Assessment and Post-Nargis Periodic Reviews	3.3; 4			2008-2010
FAO	Planning for the 2010 Myanmar census of agriculture (MCA 2010)	4.3.2	416,000	Grant	2010-2011
10. Micronesia, Fed. States			18,187		
IMF	Statistics Department: Technical Assistance	2.6	18,187	Non-Financial	2010-2011
11. Papua New Guinea			1,076,996		
Australia	PNG Development Statistics-Other	5.2.1	412,235	Grant	2008-2011
Australia	Scoping PNG Census 2010 support	4.3.1	412,235	Grant	2005-2011
FAO	Formulation of a framework for improving the agricultural statistical system	2.4.1	82,247	Grant	2009-2010
IMF	Statistics Department: Technical Assistance	2.2	30,279	Non-Financial	2010-2011
The World Bank	Technical Assistance in the Data Analysis Phase to NSO, Papua New Guinea - TFSCB	5.4; 4.3.3; 2.7; 1	140,000	Grant	2010-2011
12. Philippines			3,333,360		
Canada	E- Government for Efficiency and Effectiveness	5.7	768,580	Grant	2004-2011
Sweden	Tax statistics PHL. Taxes	2.5	1,997,780	Grant	2007-2009
The World Bank	Improving the Formulation of the Philippine Statistical Development Program - TFSCB	5.2.1	150,000	Grant	2010-2012
The World Bank	Improving the Quality and Usefulness of the Philippine System of National Accounts - TFSCB	2.2	400,000	Grant	2009-2012
The World Bank	National Program Support for Environment and Natural Resources Management Project	3.1		Loan/credit	2007-2012
UNFPA	Capacity-building support on Maternal Mortality measurement in 2010 Census	1.1; 1.4; 3.3.5	17,000	Grant	2009-2010
13. Samoa			77,663		
IMF	Statistics Department: Technical Assistance	2.6	23,673	Non-Financial	2011-2012
IMF	Statistics Department: Technical Assistance	2.5; 2.2; 2.7	53,990	Non-Financial	2010-2011
14. Solomon Islands			2,257,363		
IMF	Statistics Department: Technical Assistance	4.5	9,830	Non-Financial	2011-2012
IMF	Statistics Department: Technical Assistance	2.4.6; 2.2	47,759	Non-Financial	2010-2011

Co-operation Provider	Project/Programme Name	Statistical Areas	Financing amount (USD)	Type	Project Period
UNFPA	Solomon Islands Housing & Population Census 2009	1; 1.1; 1.2; 1.7; 4; 4.1; 4.2; 4.3; 4.3.1; 4.3.6; 4.4; 4.5; 4.6	2,199,774	Grant	2009-2010
15. Thailand			96,665		
FAO	Analysis of Food Security Statistics in Thailand	2.4.1	74,381	Grant	2010-2011
IMF	Statistics Department: Technical Assistance	2.5	12,223	Non-Financial	2011-2012
IMF	Statistics Department: Technical Assistance	2.6	10,061	Non-Financial	2010-2011
16. Timor-Leste			1,448,091		
Portugal	Technical assistance to the National Directorate of Statistics	5.7	144,975	Grant	2008-2009
ADB	Statistical and Macroeconomic Capacity Building	2.1; 2.2; 2.3; 2.7; 2.8; 5.2; 5.7	560,000	Grant	2010-2012
			20,000	Non-Financial	
E.C.	Technical Assistance to the National Statistics Directorate	4.4	200,696	Grant	2010-2012
IMF	Statistics Department: Technical Assistance	2.6	74,844	Non-Financial	2011-2012
IMF	Statistics Department: Technical Assistance	2.6; 2.4.6; 2.4.7	47,576	Non-Financial	2010-2011
The World Bank	Health Sector Strategic Plan Support Project	1.4; 4.3.3; 4.4	400,000	Loan/credit	2007-2013
17. Tonga			48,940		
IMF	Statistics Department: Technical Assistance	2.2	48,940	Non-Financial	2010-2011
18. Tuvalu			78,446		
IMF	Statistics Department: Technical Assistance	2.2	37,184	Non-Financial	2010-2011
IMF	Statistics Department: Technical Assistance	2.6	41,262	Non-Financial	2011-2012
19. Vanuatu			603,827		
Australia	Vanuatu Statistical Institutional Strengthening Program - TA	2; 2.2; 2.3; 2.7; 4.3.3; 5	480,424	Non-Financial	2005-2009
IMF	Statistics Department: Technical Assistance	2.2	100,954	Non-Financial	2010-2011
IMF	Statistics Department: Technical Assistance	2.5	22,449	Non-Financial	2011-2012
20. Viet Nam			21,097,484		
France	Business statistics - Training	2.2; 2.3; 5.2	13,110	Non-Financial	2008-2010
France	Modelisation - TA	2.1	3,041	Non-Financial	2008-2010
France	Social statistics, employment and unemployment	1	7,645	Non-Financial	2008-2010
Sweden	TA-Stats Sweden	1; 2; 3; 4; 5	2,293,748	Grant	2007-2011
E.C.	Multilateral Trade Assistance Project (MUTRAP 3)	2.6; 4	721,189	Grant	2008-2012
IMF	Statistics Department: Technical Assistance	2.2	20,481	Non-Financial	2011-2012
IMF	Statistics Department: Technical Assistance	2.4.6	14,272	Non-Financial	2010-2011
The World Bank	ICT Development	4.4; 5.4	13,770,000	Loan/credit	2005-2011
The World Bank	The Informal Sector and Informal Employment: Statistical Measurement, Economic Implications and Public Policies	1.2	43,000	Grant	2010
The World Bank	Vietnam: Statistical Strategy Development	5.2.1; 5.1; 5.4; 4.7; 4.5; 4.4	311,000	Grant	2009-2010
UNFPA	Strengthen the capacity of the General Statistics Office in providing and utilizing data on population, reproductive health and gender	1; 4; 5	3,600,000	Grant	2006-2011
			300,000	Non-Financial	
East Asia and Pacific - Unallocated			27,223,438		
Australia	supplem. funding for SPC statistics 2010 work plan	5	1,991,150	Grant	2010
Australia	SPC Small Activities - Pacific Governance Support Program	3.2	563,922	Grant	2007-2009
Australia	Support to the Pacific Financial Technical Assistance Centre (PFTAC) in Suva - PFTAC - EFMAR	5.7		Grant	2007-2011
Australia	UN Statistical Institute for Asia and the Pacific	5.7	61,835	Grant	2003-2012
Spain	BILATERAL COOPERATION	3		Non-Financial	2010

Co-operation Provider	Project/Programme Name	Statistical Areas	Financing amount (USD)	Type	Project Period
ADB	Support for Results Based Management in the Pacific ²⁷	4; 5; 1; 2	1,000,000 20,000	Grant Non-Financial	2007-2010
ASEAN	Technical Assistance for the EU-ASEAN Statistical Capacity Building Programme ²⁸	2; 4; 5; 5.7		Non-Financial	2009-2011
ESCAP	United Nations Development Account 5th Tranche Improvement of Disability Measurement and Statistics in Support of the Biwako Millennium Framework and Regional Census Programme ²⁹	1; 1.4; 4; 4.2; 4.3; 4.5; 4.7; 5; 5.2; 5.7	628,000	Grant	2007-2010
ESCAP	Countries with special needs	1; 2; 3; 4; 5	333,600	Non-Financial	2011-2013
ESCAP	Improved awareness and application of instruments to measure the informal sector and informal employment	1; 2; 4	290,000	Non-Financial	2011-2013
ESCAP	Improved capacity of national statistical systems to produce and disseminate disability statistics	1; 4	150,000	Non-Financial	2011-2013
ESCAP	Improved knowledge base for decision makers in support of the achievement of the MDGs	1; 2; 3; 4; 5	602,500	Non-Financial	2011-2013
ESCAP	Increased training capability of national statistical systems	1; 2; 3; 4; 5	160,000 3,296,000	Grant Non-Financial	2011-2013
ESCAP	Modernization of statistical systems	4; 5	180,000	Non-Financial	2011-2013
ESCAP	Regional programme for the improvement of economic statistics	2; 3; 4; 5	220,000	Non-Financial	2011-2013
ESCAP	Regional programme for the improvement of vital statistics	1; 1.1; 1.4; 1.6; 5	345,000	Non-Financial	2011-2013
ESCAP	Strengthened capacity of national statistical systems to produce and disseminate gender statistics	1; 2; 4	564,850	Non-Financial	2011-2013
ESCAP	Supporting the Achievement of the Millennium Development Goals in Asia and the Pacific (Phase III)- Statistics Component	1; 3.2; 3.3.2; 3.3.5; 4	450,000	Grant	2009-2012
E.C.	EC-ASEAN Statistical Capacity Building Programme ³⁰	2.6; 4.2; 4.5; 5.4	7,806,061	Grant	2009-2012
IMF	Asian Pacific Countries - Statistics Department: Technical Assistance	2.4.7	9,268	Non-Financial	2010-2011
IMF	Asian Pacific Countries - Statistics Department: Training Activities (7)	2.6; 2.5; 2.4.6; 2.7	213,453	Non-Financial	2010-2011
IMF	Pacific Statistics Department: Financial Technical Assistance	2.2	117,458	Non-Financial	2011-2012
IMF	PFTAC-Pacific Financial Technical Assistance	2.6; 2.2; 2.4.7	254,275	Non-Financial	2011-2012
IMF	Statistics Department: Technical Assistance	2.2	11,252	Non-Financial	2010
IMF	Statistics Department: Training Activities (7) in Asian Pacific Countries	2.6; 2.5; 2.4.6; 2.2	176,139	Non-Financial	2010-2011
SPC	Provision of technical and training support in statistics to Pacific Island countries and territories ³¹	1; 2; 3; 4; 5		Non-Financial	2011
SPC	Pacific Statistics Strategy Action Plan Phase 1, 2011 - 2014 ³²	1; 2; 3; 4; 5		Non-Financial	2011
SPC	Vanuatu Wellbeing Survey ³³	1; 2; 3; 4	200,000 200,000	Grant Non-Financial	2011-2012
The World Bank	East Asia Pacific Survey Program - TFSCB	4.3	400,000	Grant	2009-2010
UNFPA	ICPD+15 Symposium: Strengthening and Consolidation of Training Programmes in Official Statistics in the Pacific ³⁴	1; 1.1; 1.2; ³⁵	455,337	Grant	2009-2012
UNFPA	Gender Based Violence Programme ³⁶	1; 1.4; 3.3.1; 3.3.2; 3.3.5; 4.3.3; 4.7	35,000 35,000	Grant Non-Financial	2008-2012
UNFPA	Strengthening National Capacity to Produce, Analyze and Utilize Population and Related Data for Policy and Planning ³⁷	1	793,983	Grant	2008-2012

²⁷ Cook Islands; Fiji; Kiribati; Marshall Islands; Micronesia, Fed. States; Nauru; Palau; Papua New Guinea; Samoa; Solomon Islands; Tonga; Tuvalu; Vanuatu

²⁸ Myanmar; Brunei; Cambodia; Indonesia; Laos; Malaysia; Philippines; Singapore; Thailand; Viet Nam

²⁹ Kazakhstan; Mongolia; Maldives; Philippines; Cambodia; Fiji

³⁰ Myanmar; Brunei; Cambodia; Indonesia; Laos; Malaysia; Philippines; Singapore; Thailand; Viet Nam

³¹ Cook Islands; Fiji; French Polynesia; Kiribati; Marshall Islands; Micronesia, Fed. States; Nauru; New Caledonia; Niue; Northern Marianas; Palau; Oceania, regional; Papua New Guinea; Samoa; Solomon Islands; Tokelau; Tonga; Tuvalu; Vanuatu; Wallis & Futuna

³² Cook Islands; Fiji; French Polynesia; Kiribati; Marshall Islands; Nauru; Micronesia, Fed. States; New Caledonia; Northern Marianas; Oceania, regional; Niue; Palau; Papua New Guinea; Samoa; Solomon Islands; Tokelau; Tonga; Tuvalu; Vanuatu; Wallis & Futuna

³³ Oceania, regional; Vanuatu

³⁴ Cook Islands; Fiji; Kiribati; Marshall Islands; Micronesia, Fed. States; Nauru; Niue; Oceania, regional; Palau; Samoa; Solomon Islands; Tokelau; Tonga; Tuvalu; Vanuatu

³⁵ 1; 1.1; 1.2; 1.3; 1.4; 1.5; 1.6; 1.7; 2; 2.1; 2.2; 2.3; 2.4; 2.4.1; 2.4.2; 2.4.3; 2.4.4; 2.4.5; 2.4.6; 2.4.7; 2.5; 2.6; 2.7; 2.8; 2.9; 4; 4.1; 4.2; 4.3.1; 4.3.2; 4.3.3; 4.3.4; 4.3.5; 4.3.6; 4.4; 4.5; 4.6; 4.7; 5; 5.2; 5.2.1; 5.4; 5.6; 5.7

³⁶ Cook Islands; Fiji; Kiribati; Marshall Islands; Micronesia, Fed. States; Nauru; Niue; Palau; Samoa; Solomon Islands; Tokelau; Tonga; Tuvalu

³⁷ Cook Islands; Fiji; Kiribati; Marshall Islands; Micronesia, Fed. States; Nauru; Niue; Palau; Samoa; Solomon Islands; Tokelau; Tonga; Tuvalu; Vanuatu

Co-operation Provider	Project/Programme Name	Statistical Areas	Financing amount (USD)	Type	Project Period
UNFPA	Regional Reproductive Health Programme ³⁸	1.4; 4.3.3	91,962	Grant	2008-2012
UNFPA	Strengthened Reproductive Health Programme ³⁹	1.4; 4.3.3	45,981	Grant	2008-2012
UNFPA	Regional Gender Programme ⁴⁰	1; 1.4; 3.3.2; 3.3.5	150,000	Grant	2008-2012
			23,000	Non-Financial	
UNFPA	Strengthened Reproductive Health Programme - RHCS ⁴¹	1; 1.4; 4.3.3; 4.7	25,000	Grant	2008-2012
			25,000	Non-Financial	
UNFPA	Strengthened Reproductive Health Programme - RHCS ⁴²	1; 1.4; 4; 4.3.3; 4.7	21,000	Grant	2008-2012
			21,000	Non-Financial	
UNSIAP	Institutional Support to the Statistical Institute for Asia and the Pacific (SIAP) and Key Capacity Building Programmes	1; 2; 3; 4; 5	5,280,000	Non-Financial	2010-2011
UNSD	Building Statistical Capacity for Low Income Countries of South East Asia ⁴³	2; 2.2; 2.4.5; 2.6; 3; 3.3		Grant	2008-2011
UNSD	2010 World Programme on Population and Housing Censuses	1.1		Non-Financial	2010
SOUTH ASIA					
21. Afghanistan			54,956,499		
Japan	Household Listing and Media Awareness for Census 2010	4.5	6,000,000	Grant	2008-2009
U.K.	Building evidence base for livelihoods programmes	3.3.1	300,180	Grant	2007-2010
U.K.	Helmand Monitoring and Evaluation Programme	4	3,203,485	Grant	2009-2013
U.K.	Strengthening the Statistical Capacity of the Government of Afghanistan	5	888,596	Grant	2009-2013
U.K.	Support to the NRVA Capacity Building project	4	345,993	Grant	2011-2012
ADB	Poverty Assessment and Socioeconomic and Macroeconomic Statistical Capacity Building	2; 4; 5	1,750,000	Grant	2004-2011
ADB	Support to the Afghanistan National Development Strategy(ANDS) Component 1 - Statistical Capacity Building for the ANDS	1.4; 2; 4; 5	1,500,000	Grant	2007-2012
E.C.	FOOD SECURITY THEMATIC PROGRAMME FOR AFGHANISTAN	4.3.3	82,157	Grant	2010
E.C.	Food Security Thematic Programme for Afghanistan 2009	3.3.1	1,645,519	Grant	2010-2012
E.C.	Support to Governance in the Islamic Republic of Afghanistan	4.3.1	18,917,658	Grant	2006-2010
IMF	Statistics Department: Technical Assistance	2.5; 2.2; 2.7	43,040	Non-Financial	2011-2012
IMF	Statistics Department: Technical Assistance	2.6; 2.5; 2.4.6	29,872	Non-Financial	2010-2011
The World Bank	AFGHANSTAT: Strengthening the National Statistical System - SRF	5.1; 5.4; 4.2; 4.3.6; 4.4; 4.3.5; 4.3.3; 4.3.4; 2.2; 5.3	14,000,000	Grant	2010-2016
The World Bank	HIV/AIDS Prevention Project	1.4; 4.4	1,800,000	Loan/credit	2007-2010
The World Bank	Second Education Quality Improvement Program	1.3; 4.4	2,300,000	Loan/credit	2008-2012
The World Bank	Strengthening Capacity for Primary Data Collection - TFSCB	4	150,000	Grant	2008-2010
UNFPA	Socio-Demographic and Economic Survey	1; 2; 4	2,000,000	Grant	2011-2012
22. Bangladesh			14,717,545		
Netherlands	National Nutrition Surveillance Data Collection and Analysing	4	6,948,622	Grant	2002-2009
ADB	Improving National Accounts, Price and Wage Statistics	2; 2.1; 2.2; 2.4.1; 2.4.4; 2.4.7; 2.7; 3.3; 4; 4.3; 4.3.2; 4.3.4; 5; 5.4; 2.3; 3.3.1; 4.3.3	400,000	Grant	2005-2010
E.C.	Support to Population and Housing Census 2011	4.3.1	5,569,620	Grant	2010-2014
IMF	Statistics Department: Technical Assistance	2.2	27,483	Non-Financial	2011-2012

³⁸ Cook Islands; Fiji; Kiribati; Marshall Islands; Nauru; Niue; Samoa; Solomon Islands; Tonga; Tuvalu; Vanuatu

³⁹ Fiji; Palau

⁴⁰ Kiribati; Samoa

⁴¹ Solomon Islands; Vanuatu

⁴² Solomon Islands; Vanuatu

⁴³ Myanmar; Cambodia; Laos; Timor-Leste; Viet Nam

Co-operation Provider	Project/Programme Name	Statistical Areas	Financing amount (USD)	Type	Project Period
IMF	Statistics Department: Technical Assistance	2.2	31,819	Non-Financial	2010-2011
The World Bank	Bangladesh national Strategy for the Development of Statistics - TFSCB	5.2.1	140,000	Grant	2010-2012
The World Bank	Economic Management Technical Assistance Program	2	1,600,000	Loan/credit	2004-2009
23. Bhutan			2,137,563		
Denmark	Results Measurement	3.1; 4.1	1,753,801	Grant	2011-2014
IMF	Statistics Department: Technical Assistance	2.6; 2.7	38,991	Non-Financial	2011-2012
IMF	Statistics Department: Technical Assistance	2.6; 4.5	44,771	Non-Financial	2010-2011
The World Bank	Bhutan: Improving Statistical Capacity - TFSCB	5.4; 4.3.1; 4.3.3; 2.2; 2.7; 1; 4.7; 4.5	300,000	Grant	2010-2012
24. India			107,297,235		
IMF	Statistics Department: Training Activities (1)	2.2	33,235	Non-Financial	2010-2011
The World Bank	India First Statistical Strengthening Project	1; 2; 3; 4; 5.2.1; 5.4	107,000,000	Loan/credit	2010-2011
The World Bank	Preparation of Statistical Master Plan - TFSCB	5.2.1	140,000	Grant	2007-2009
The World Bank	Reproductive and Child Health Second Phase	1.4; 4.3.3		Loan/credit	2006-2010
The World Bank	Third National HIV/AIDS Control Project	1.4; 4.4		Loan/credit	2007-2012
The World Bank	Tracking Results for Better Performance of Health Sector - TFSCB	1.4; 4.4	120,000	Grant	2008-2010
UNCTAD	Seminar on ICT measurement and Indicators	3.3.3	4,000	Non-Financial	2009
25. Iran			21,700		
FAO	Developing FAO Country STAT in Iran	2	21,700	Grant	2009-2011
26. Maldives			406,122		
ADB	Capacity Building for the National Statistical System	1; 2; 4; 5	350,000	Grant	2003-2009
IMF	Statistics Department: Technical Assistance	2.4.7	56,122	Non-Financial	2011-2012
27. Nepal			1,192,975		
Denmark	Nepal Living Standards Survey (NLSS) II	1.5; 1.6; 1.7	391,658	Grant	2009-2011
ADB	Strengthening Capacity for Macro Economic Analysis	2.1	675,000	Non-Financial	2009-2010
Development Gateway	Aid Management Program in Nepal	5	50,000	Non-Financial	2010-2012
FAO	Request for the Support of National Sample Census of Agriculture 2011/12	4	29,319	Grant	2011
IMF	Statistics Department: Technical Assistance	2.6	14,612	Non-Financial	2011-2012
IMF	Statistics Department: Technical Assistance	2.4.6	32,386	Non-Financial	2010-2011
28. Pakistan			29,978,527		
Germany	Evidence based Policy Formulation	5.7	1,392,405	Non-Financial	2010-2014
Germany	Support of Federal Bureau of Statistics	5	4,038,656	Grant	2008-2011
Switzerland	Pakistan Census 2008	4.3.2	1,094,291	Grant	2008-2010
U.K.	NWFP (Khyber Pakhtunkhwa) Provincial Reform Programme	4	7,327,664	Grant	2008-2011
U.K.	Reforming Provincial Statistical System in the Punjab	5	1,384,114	Grant	2008-2011
U.K.	Strengthening National Statistics	1; 2; 3; 4; 5.7	11,041,590	Grant	2006-2012
U.K.	Strengthening statistics, analysis and economic policy	2	322,046	Grant	2006-2009
U.K.	TA to build capacity of M&E wing in Earthquake Reconstruction & Rehabilitation Authority (following 2005 earthquake)	5	3,161,897	Grant	2007-2011
IMF	Statistics Department: Technical Assistance	2.7	1,925	Non-Financial	2011-2012
IMF	Statistics Department: Technical Assistance	2.4.7	213,939	Non-Financial	2010-2011
The World Bank	Pakistan Poverty Reduction and Economic Support Operation (PRESO)	3.3.1		Loan/credit	2009-2010
29. Sri Lanka			12,162,129		
The World Bank	Public Sector Capacity Building Project	1; 2; 3; 4; 5	12,050,000	Loan/credit	2008-2011
UNFPA	A project to improve the collection, processing and analysis of 2011 population census	4.3.1; 4; 4.3	112,129	Grant	2011-2012

Co-operation Provider	Project/Programme Name	Statistical Areas	Financing amount (USD)	Type	Project Period
South Asia - Unallocated			600,000		
ADB	RETA 6333 Statistical capacity Building in Asia and Pacific Region ⁴⁴	5.7	600,000	Non-Financial	2006-2010
UNSD	Strengthening statistical capacity in support of progress towards the internationally agreed development goals in countries of South Asia ⁴⁵	1; 1.2; 2; 2.2; 3; 3.3; 3.3.5		Grant	2008-2011
CENTRAL ASIA					
30. Armenia			4,426,555		
Sweden	Social - TA-Stats Sweden	1	459,036	Grant	2006-2010
USA	Integrated Survey of living Standards Living Standards	4.3.3	1,051,100	Grant	2007-2011
E.C.	Twinning and Technical assistance Facility in support of the EU Armenia European Neighbourhood Policy Action Plan	5.2.1	1,408,451	Grant	2009-2012
E.C.	Twinning Projects between 3 or 4 Armenian administrations and their equivalent in EU Member States to foster PCA and ENP implementation - Support to the National Statistical Service of the Republic of Armenia	5	1,265,823	Grant	2010-2014
EFTA	Global Assessment of the National System of Official Statistics of the Republic of Armenia	5		Grant	2009
IMF	Statistics Department: Technical Assistance	2.2	8,737	Non-Financial	2011-2012
IMF	Statistics Department: Technical Assistance	2.6	33,408	Non-Financial	2010-2011
The World Bank	Piloting and Preparatory Work for 2011 Armenia Population Census - TFSCB	5.4	100,000	Grant	2010-2011
The World Bank	Statistical Master Plan Development and Technical Assistance in Strengthening of Statistical Capacity - TFSCB	5.2.1	100,000	Grant	2007-2009
31. Azerbaijan			6,412,110		
Czech	Support to the State Statistical Committee of the Republic of Azerbaijan (SSC) to reach European standards in national accounts, non-observed economy, business statistics and producer price index	2; 4			2009-2011
Sweden	TA-Statistics Sweden	4	534,202	Grant	2007-2009
Turkey	Statistical Cooperation with Azerbaijan	1; 2	27,125	Non-Financial	2011-2013
E.C.	Twinning/Technical Assistance Facility in support of the EU-Azerbaijan ENP AP implementation	4; 5.2.1	1,280,410	Grant	2009-2011
EFTA	Global Assessment of the National Statistical System of Azerbaijan	5		Grant	2009-2010
IMF	Statistics Department: Technical Assistance	2.6	14,373	Non-Financial	2010-2011
The World Bank	Second Education Sector Development Project	1.3	4,500,000	Loan/credit	2008-2014
UNFPA	Improvement of the availability and use of population data disaggregated by sex and age	1.1; 1.2; 4.3.1; 4.3.3; 4.3.6; 4.5	56,000	Grant	2011-2015
32. Georgia			2,185,283		
Sweden	GEO GeoStat pre-study	4		Grant	2010-2011
USA	Integrated Household Survey and village infrastructure census	4.3.3	1,865,379	Grant	2008-2011
IMF	Statistics Department: Technical Assistance	2.6; 2.4.7	39,104	Non-Financial	2011-2012
The World Bank	Georgia: National Statistics System Development Strategy	5.2.1	280,800	Grant	2010-2011
33. Kyrgyz Republic			8,821,358		
Finland	Finnish-Kyrgyz Technical Co-operation in the Area of Statistics	2.5; 2.8; 4.3.2; 4.3.4	533,352	Grant	2009-2012
Norway	Building an administrative register for legal units	4; 5.2.2; 5.5	1,558,000	Grant	2009-2012
Norway	Cooperation with NSC on statistics phase 2, part 2	5.7	2,215,088	Grant	2010-2013
U.K.	Kyrgyz census	4	260,202	Grant	2009-2010
E.C.	Improvement of the Food security information System in the Kyrgyz Republic	2.4.1	2,841,313	Grant	2011-2013
EFTA	Global assessment of the National Statistical Committee of the Kyrgyz Republic	5		Grant	2009-2011
IMF	Statistics Department: Technical Assistance	2.2	18,498	Non-Financial	2010-2011
The World Bank	Implementation of Statistical Master Plan - TFSCB	5.2.1	300,000	Grant	2007-2009
The World Bank	Kyrgyz Republic: Preparation of a New Statistical Master Plan -	5.2.1	70,000	Grant	2011-2012

⁴⁴ Afghanistan; Maldives; Nepal; Cambodia; Laos; Mongolia; Timor-Leste

⁴⁵ Afghanistan; Bhutan; Sri Lanka; India; Maldives; Nepal; Pakistan; Bangladesh

Co-operation Provider	Project/Programme Name	Statistical Areas	Financing amount (USD)	Type	Project Period
	TFSCB				
UNFPA	Improved population data collection and analysis to enable the Government to better implement and monitor Country Development Strategy	1; 1.1; 1.2; ⁴⁶	737,798	Grant	2005-2011
UNFPA	Support to Population and Housing Census 2009 in Kyrgyzstan	4; 4.3.1; 4.3.6; 4.4; 4.5; 4.7; 5; 5.4	287,107	Grant	2009-2010
34. Tajikistan			7,908,974		
Czech	Project 'Strengthening the National Statistical System' Tajikistan	5; 1.3; 1.4; 2.2; 2.4.2; 2.7; 4.2		Non-Financial	2007-2011
Germany	Strengthening National Statistical System (With Sweden, Denmark, Czech and Slovakia Statistical Offices)	5	3,104,680	Non-Financial	2007-2011
Sweden	Statistics	1; 2; 3	2,319,179	Grant	2006-2011
Turkey	Restructuring the Statistical system of Tajikistan	1; 2; 3; 4	6,410	Non-Financial	2011
U.K.	Food Security Monitoring System	2.4.1	56,655	Grant	2009-2010
U.K.	Multi year integrated statistics plan	5.2.1	1,104,159	Grant	2006-2011
IMF	Statistics Department: Technical Assistance	2.2	30,020	Non-Financial	2010-2011
IMF	Statistics Department: Technical Assistance	2.6; 2.2	45,371	Non-Financial	2011-2012
SESRIC	OIC Statistical Capacity Building Programme (STATCAB)	4; 4.7; 5; 5.3	2,500	Grant	2010
The World Bank	Strengthening the National Statistical System	1; 2; 3; 4	1,000,000	Loan/credit	2005-2011
The World Bank	Tajikistan: Preparation of the Statistical Master Plan 2 - TFSCB	5.2.1	240,000	Grant	2011-2012
35. Turkmenistan			449,071		
Turkey	Cooperation in the Field of Statistics with Turkmenistan	5.7	13,100	Non-Financial	2011-2012
IMF	Statistics Department: Technical Assistance	2.2	22,894	Non-Financial	2010-2011
IMF	Statistics Department: Technical Assistance	2.2	25,577	Non-Financial	2011-2012
The World Bank	Statistical Capacity Building for Growth and Poverty Reduction - TFSCB	5.2.1	387,500	Grant	2008-2010
			2,000	Non-Financial	
36. Uzbekistan			391,441		
IMF	Statistics Department: Technical Assistance	2.2	391,441	Non-Financial	2010-2011
UNFPA	Strengthened national capacity to collect, analyze and use disaggregated population data to develop and monitor national development frameworks and conduct evidence-based advocacy	1		Grant	2010-2015
Central Asia - Unallocated			30,584,516		
Czech Republic	Global Assessments of statistical systems of candidate and potential candidate countries as well as ENP countries Service Contract ⁴⁷	5; 1; 2; 3; 4		Non-Financial	2010-2011
CISSTAT	Agricultural censuses ⁴⁸	4.3.2		Non-Financial	2006-2009
CISSTAT	Economic censuses ⁴⁶	2.1; 2.2; 2.3; 2.4; 2.4.1; 2.4.2; 2.4.3; 2.4.4; 2.4.6; 2.5; 2.7; 2.8; 2.9		Non-Financial	2006-2009
CISSTAT	Improvement of socio-demographic statistics in the CIS countries ⁴⁶	1		Non-Financial	2008-2010
CISSTAT	Integration of the updated version of SNA-1993 into regular practice of national statistical services of the CIS countries ⁴⁶	2.2		Non-Financial	2008-2010
CISSTAT	Introduction of international recommendations on producers price statistics into practice of national statistical services of the CIS countries ¹⁰⁵	2.7		Non-Financial	2008-2010
CISSTAT	Labour migration ⁴⁶	1.1; 1.2		Non-Financial	2006-2009
CISSTAT	Organisation of international labour migration monitoring ⁴⁶	1.1; 1.2		Non-Financial	2008-2010
CISSTAT	Population censuses ⁴⁹	4.3.1		Non-Financial	2006-2010

⁴⁶ 1; 1.1; 1.2; 1.3; 1.4; 1.5; 1.6; 4; 4.3.1; 4.3.3; 4.4; 4.5; 4.7; 5; 5.2.2; 5.4; 5.6; 5.7

⁴⁷ Azerbaijan; Croatia, Macedonia (FYROM); Serbia

⁴⁸ Ukraine; Belarus; Russia; Moldova; Armenia; Azerbaijan; Georgia; Kazakhstan; Kyrgyz Republic; Tajikistan; Turkmenistan; Uzbekistan

⁴⁹ Ukraine; Belarus; Russia; Moldova; Armenia; Azerbaijan; Georgia; Kazakhstan; Kyrgyz Republic; Tajikistan; Turkmenistan; Uzbekistan

Co-operation Provider	Project/Programme Name	Statistical Areas	Financing amount (USD)	Type	Project Period
CISSTAT	Rendering assistance to the CIS countries ⁴⁶ in the conduct of population censuses	4.3.1		Non-Financial	2008-2010
ESCAP	Supporting effective use of information and communication technology in population census operations ⁵⁰	1.1; 4.4	240,000 20,000	Grant Non-Financial	2009-2010
E.C.	TACIS - TA Prog for CIS and beneficiary countries. Further Development of National Statistics in the Kyrgyz Republic, Tajikistan and Turkmenistan (Statistics 11) ⁵¹	1.7	2,505,899	Grant	2009-2010
E.C.	Adapted Global Assessment of the Kyrgyz statistical system ⁵²	5.2.1; 5.2		Grant	2011
E.C.	Regional technical energy cooperation programme for Energy statistics ⁵³	3	8,523,938	Grant	2011
EFTA	Joint UNECE/Eurostat/OECD Group of Experts on National Accounts ⁵⁴	2.2	31,646	Grant	2010
EFTA	Management seminar for CIS NSIs: Global assessments/peer reviews ⁵⁵	5		Grant	2009
EFTA	Joint IMF/EFTA/UNECE Course on Government Finance Statistics ⁵⁶	2.2	42,620	Grant	2011
The World Bank	UNECE: Capacity Building Program on New Challenges in Economic Statistics in Central Asia and Eastern European Countries 2009-2011 - TFSCB	2	350,000	Grant	2009-2011
UNECE	Dissemination of Population and Housing Censuses 2010 ⁵⁷	1.1			2010
UNECE	Supporting effective use of information and communication technology in population census operations ⁵⁸	1.1	240,000	Non-Financial	2010-2011
UNECE	Strengthening Capacities for MDG Monitoring, 2010- 2011 ⁵⁹	3.3.5	152,000	Non-Financial	2010-2011
UNECE	Assess progress in achieving the MDGs on Environmental Sustainability ⁶⁰	3.3.6	391,000	Non-Financial	2010-2013
UNECE	Strengthening national capacities to deal with international migration ⁶¹	1.1	170,000	Non-Financial	2009-2011
UNECE	Challenges in Economic Statistics with a focus on short term economic statistics ⁶²	2.1; 2.2; 2.7	510,000	Non-Financial	2010-2012
UNECE	Capacity building program on engendering statistical systems for a knowledge-based formulation in CIS and SEE countries ⁶³	4.5; 4.7	750,000	Non-Financial	2006-2010
UNECE	Global Assessments of National Statistical Systems ⁶⁴	1; 2; 3; 4; 5	100,000	Non-Financial	2009-2015
UNECE	Enhancing capacities to eradicate violence against women through networking of local knowledge communities	1.6	145,000	Non-Financial	2009-2011
UNECE	Supporting MDG-based Development Strategies through Integrated Regional Action	1; 2	100,000	Non-Financial	2008-2011
Asia - Unallocated			11,676,352		
Australia	IMF Singapore Training Institute	5.7		Grant	2007-2009
Korea	Health and Social Policy Programme Asia-Pacific	1.4; 1.6	416,900	Grant	2005-2011
ADB	RETA 6430 Measuring the Informal Sector ⁶⁴	2; 2.2	500,000	Grant	2008-2010
ADB	2011 International Comparison program for Asia and the Pacific ⁶⁵	2; 2.2; 2.7	3,200,000	Grant	2010-2013
ADB	2011 International Comparison program for Asia and the Pacific ⁶⁶	2; 2.2; 2.7	3,200,000	Grant	2010-2013
ADB	RETA 6482: Updating Purchasing Power Parity Estimates for Selected Developing Member Countries ⁶⁷	2.7	825,000	Non-Financial	2008-2011

⁵⁰ Afghanistan; Armenia; Azerbaijan; Kazakhstan; Kyrgyz Republic; Mongolia; Russia; Tajikistan; Turkmenistan; Uzbekistan

⁵¹ Armenia; Azerbaijan; Belarus; Georgia; Kazakhstan; Kyrgyz Republic; Moldova; Mongolia; Tajikistan; Turkmenistan; Ukraine; Uzbekistan

⁵² Armenia; Azerbaijan; Belarus; Georgia; Kazakhstan; Kyrgyz Republic; Moldova; Tajikistan; Turkmenistan; Ukraine; Uzbekistan

⁵³ Armenia; Azerbaijan; Kazakhstan; Kyrgyz Republic; Tajikistan; Turkmenistan; Uzbekistan; Ukraine; Moldova; Georgia; Belarus

⁵⁴ Armenia; Azerbaijan; Belarus; Georgia; Kazakhstan; Russia; Kyrgyz Republic; Moldova; Mongolia; Tajikistan; Ukraine; Uzbekistan; Turkmenistan

⁵⁵ Armenia; Azerbaijan; Kazakhstan; Kyrgyz Republic; Tajikistan; Turkmenistan; Uzbekistan; Belarus; Georgia; Moldova; Ukraine; Mongolia; Russia

⁵⁶ Armenia; Azerbaijan; Kazakhstan; Kyrgyz Republic; Tajikistan; Turkmenistan; Uzbekistan; Macedonia (FYROM); Turkey; Serbia; Russia; Georgia; Ukraine; Belarus

⁵⁷ Armenia; Azerbaijan; Kazakhstan; Kyrgyz Republic; Tajikistan; Turkmenistan; Uzbekistan

⁵⁸ Armenia; Azerbaijan; Kazakhstan; Kyrgyz Republic; Tajikistan; Turkmenistan; Uzbekistan; Georgia

⁵⁹ Armenia; Azerbaijan; Kyrgyz Republic; Kazakhstan; Tajikistan; Turkmenistan; Uzbekistan; Belarus; Bosnia-Herzegovina; Georgia; Macedonia (FYROM); Moldova; Montenegro; Russia; Ukraine

⁶⁰ Armenia; Kazakhstan; Azerbaijan; Kyrgyz Republic; Tajikistan; Turkmenistan; Uzbekistan; Belarus; Georgia; Moldova; Montenegro; Russia; Ukraine; Bosnia-Herzegovina

⁶¹ Azerbaijan; Mongolia; Armenia; Kazakhstan; Kyrgyz Republic; Tajikistan; Turkmenistan; Uzbekistan; Belarus; Georgia; Moldova; Russia; Ukraine

⁶² Croatia; Serbia; Bosnia-Herzegovina; Montenegro; Macedonia (FYROM); Albania; Ukraine; Belarus; Moldova; Armenia; Azerbaijan; Georgia; Kazakhstan; Kyrgyz Republic; Tajikistan; Turkmenistan; Uzbekistan

⁶³ Kazakhstan; Kyrgyz Republic; Tajikistan; Turkmenistan; Uzbekistan

⁶⁴ Armenia; Bangladesh; Indonesia

⁶⁵ Bangladesh; Bhutan; Brunei; Cambodia; China; Chinese Taipei; Fiji; Hong Kong, China; Belize; India; Indonesia; Laos; Macao; Malaysia; Maldives; Mongolia; Myanmar; Nepal; Pakistan; Philippines; Singapore; Sri Lanka; Thailand; Viet Nam

⁶⁶ Bangladesh; Bhutan; Brunei; Cambodia; China; Chinese Taipei; Fiji; Hong Kong, China; India; Indonesia; Laos; Macao; Malaysia; Maldives; Mongolia; Myanmar; Nepal; Pakistan; Philippines; Sri Lanka; Singapore; Thailand; Viet Nam

Co-operation Provider	Project/Programme Name	Statistical Areas	Financing amount (USD)	Type	Project Period
ADB	RETA 6483 Adopting the Supply and Use Framework Towards 1993 SNA compliance in Selected Developing member Countries ⁶⁸	2.2	1,020,000	Non-Financial	2008-2011
ADB	RETA6356: Improving Administrative Data Sources for Monitoring of MDG Indicators ⁶⁹	1; 1.1; 1.3; 1.4; 3; 3.3.5; 4; 4.3; 4.3.5; 5; 5.4	500,000	Non-Financial	2006-2010
ESCAP	ESCAP Regional Census Programme: Component 1: Promoting Global Census Principles and Recommendations ⁷⁰		150,000	Non-Financial	2007-2011
ESCAP	ESCAP Regional Census Programme: Component 3: Supporting effective use of information technology in population censuses ⁷¹	5.5; 5.4	280,000	Non-Financial	2007-2011
ESCAP	United Nations Development Account 5th Tranche: Interregional Cooperation on the Measurement of Informal Sector and Informal Employment ⁷²	1; 1.2; 2; 2.4; 3; 3.3; 3.3.2; 4	800,000	Grant	2006-2010
IMF	Statistics Department: Technical Assistance	2.2	11,649	Non-Financial	2010-2011
IMF	Statistics Department: Technical Assistance	2.2; 2.4.7	31,115	Non-Financial	2011-2012
IMF	Statistics Department: Training Activities (1)	2.5	65,645	Non-Financial	2010-2011
IMF	Statistics Department: Training Activities (7)	2.6; 4.5; 2.5; 2.4.6; 2.7	154,893	Non-Financial	2011-2012
UNFPA	Statistical capacity building for undertaking the 2010 round of population and housing censuses	1	521,150	Grant	2009-2011
UNSD	Statistical Capacity Development in China and other Developing Countries in the Asia Region	1.1; 2.1; 2.2; 2.3; 2.4.2; 2.4.5		Non-Financial	2009-2013

⁶⁷ Bhutan; Sri Lanka; India; Maldives; Nepal; Pakistan; Bangladesh; Brunei; Cambodia; China; Chinese Taipei; Hong Kong, China; Indonesia; Malaysia; Mongolia; Philippines; Singapore; Thailand; Viet Nam; Fiji

⁶⁸ Bhutan; Sri Lanka; India; Nepal; Pakistan; Bangladesh; Brunei; Cambodia; China; Chinese Taipei; Hong Kong, China; Indonesia; Malaysia; Mongolia; Philippines; Singapore; Thailand; Viet Nam; Fiji

⁶⁹ Sri Lanka; Nepal; Mongolia; Viet Nam; Palau

⁷⁰ Myanmar; Sri Lanka; India; Nepal; Pakistan; Bangladesh; Brunei; Cambodia; China; Hong Kong, China; Indonesia; Korea, Dem. Rep.; Macao; Malaysia; Mongolia; Philippines; Singapore; Thailand; Timor-Leste; Viet Nam

⁷¹ Myanmar; Sri Lanka; India; Nepal; Pakistan; Bangladesh; Brunei; Cambodia; China; Hong Kong, China; Indonesia; Korea, Dem. Rep.; Macao; Malaysia; Mongolia; Philippines; Singapore; Thailand; Timor-Leste; Viet Nam

⁷² Sri Lanka; Mongolia; Philippines; Palestinian Adm. Areas; St. Lucia

Support to Statistical Development in Asia–Pacific: Commitments, 2009–2011, by Provider of Development Co- operation

Recipient	Programme Name	Statistical Areas	Financing amount USD	Type	Project period
BILATERALS					
Australia					
Fiji	Support to Scoping Mission Outcomes	5.1	36,778	Grant	2007-2009
Fiji	Support to Scoping Mission Outcomes	6.1	273,211	Grant	2007-2009
Indonesia	Cooperation in Statistics in Indonesia	1; 1.2; 5; 5.6	317,960	Non-Financial	2006-2010
Papua New Guinea	PNG Development Statistics-Other	5.2.1	412,235	Grant	2008-2011
Papua New Guinea	Scoping PNG Census 2010 support	4.3.1	412,235	Grant	2008-2011
Vanuatu	Vanuatu Statistical Institutional Strengthening Program - TA Australian Bureau of Statistics	2; 2.2; 2.3; 2.7; 4.3.3; 5	480,424	Non-Financial	2005-2009
Oceania, regional	supplem. funding for SPC statistics 2010 work plan	5	1,991,150	Grant	2010-2010
East Asia and Pacific	SPC Small Activities - Pacific Governance Support Program	3.2	563,922	Grant	2007-2009
East Asia and Pacific	Support to the Pacific Financial Technical Assistance Centre (PFTAC) in Suva - PFTAC - EFMAR	5.7		Grant	2007-2011
East Asia and Pacific	UN Statistical Institute for Asia and the Pacific	5.7	61,835	Grant	2003-2012
Asia - Unallocated	IMF Singapore Training Institute	5.7		Grant	2007-2009
Canada					
China	Statistical Information Management Program II (SIMP II)	2; 2.1; ... ⁷³	25,583,890	Grant	2005-2012
Philippines	E- Government for Efficiency and Effectiveness	5.7	768,580	Grant	2004-2011
Czech Republic					
Azerbaijan	Support to the State Statistical Committee of the Republic of Azerbaijan (SSC) to reach European standards in national accounts, non-observed economy, business statistics and producer price index	2; 4		Non-Financial	2009-2011
Tajikistan	Project 'Strengthening the National Statistical System' Tajikistan	5; 1.3; 1.4; 2.2; 2.4.2; 2.7; 4.2		Non-Financial	2007-2011
Europe and Central Asia ⁴⁶	Global Assessments of statistical systems of candidate and potential candidate countries as well as ENP countries Service Contract	5; 1; 2; 3; 4		Non-Financial	2010-2011
Denmark					
Bhutan	Results Measurement	3.1; 4.1	1,753,801	Grant	2011-2014
Nepal	Nepal Living Standards Survey (NLSS) II	1.5; 1.6; 1.7	391,658	Grant	2009-2011
Finland					
Kyrgyz Republic	Finnish-Kyrgyz Technical Co-operation in the Area of Statistics	2.5; 2.8; 4.3.2; 4.3.4	533,352	Grant	2009-2012
France					
Viet Nam	Business statistics - Training	2.2; 2.3; 5.2	13,110	Non-Financial	2008-2010
Viet Nam	Modelisation - TA	2.1	3,041	Non-Financial	2008-2010
Viet Nam	Social statistics, employment and unemployment	1	7,645	Non-Financial	2008-2010
Europe and Central Asia	Classifications	4	22,748	Non-Financial	2008-2010

⁷³ 2; 2.1; 2.3; 3.1; 3.4; 4.2; 4.3.3; 4.3.4; 4.3.5; 4.3.6; 5.2; 5.2.1

Recipient	Programme Name	Statistical Areas	Financing amount USD	Type	Project period
Germany					
Pakistan	Evidence based Policy Formulation	5.7	1,392,405	Non-Financial	2010-2014
Pakistan	Support of Federal Bureau of Statistics	5	4,038,656	Grant	2008-2011
Tajikistan	Strengthening National Statistical System (With Sweden, Denmark, Czech and Slovakia Statistical Offices)	5	3,104,680	Non-Financial	2007-2011
Japan					
Afghanistan	Household Listing and Media Awareness for Census 2010	4.5	6,000,000	Grant	2008-2009
Cambodia	Project on Improving Official Statistics in Cambodia (Phase 3)	2		Non-Financial	2010-2015
Korea					
Asia Unallocated	Health and Social Policy Programme Asia-Pacific	1.4; 1.6	416,900	Grant	2005-2011
Netherlands					
Bangladesh	National Nutrition Surveillance Data Collection and Analyzing	4	6,948,622	Grant	2002-2009
Norway					
Kyrgyz Republic	Building an administrative register for legal units	4; 5.2.2; 5.5	1,558,000	Grant	2009-2012
Kyrgyz Republic	Cooperation with NSC on statistics phase 2, part 2	5.7	2,215,088	Grant	2010-2013
Portugal					
Timor-Leste	Technical assistance to the National Directorate of Statistics	5.7	144,975	Grant	2008-2009
Sweden					
Armenia	Social - TA-Stats Sweden	1	459,036	Grant	2006-2010
Azerbaijan	TA-Statistics Sweden	4	534,202	Grant	2007-2009
Cambodia	Household survey, IT,economics - TA-Stats Sweden	4.3.3; 4.4	3,051,551	Grant	2006-2009
Cambodia	Multiple - TA-Stats Sweden	1; 2; 3	4,991,621	Grant	2009-2012
Georgia	GEO GeoStat pre-study	4		Grant	2010-2011
Laos	Multiple domain statistics- TA-Stats Sweden	1; 2; 3	3,144,907	Grant	2005-2009
Philippines	Tax statistics PHL. Taxes	2.5	1,997,780	Grant	2007-2009
Tajikistan	Statistics	1; 2; 3	2,319,179	Grant	2006-2011
Viet Nam	TA-Stats Sweden	1; 2; 3; 4; 5	2,293,748	Grant	2007-2011
Switzerland					
Pakistan	Pakistan Census 2008	4.3.2	1,094,291	Grant	2008-2009
Turkey					
Azerbaijan	Statistical Cooperation with Azerbaijan	1; 2	27,125	Non-Financial	2011-2013
Tajikistan	Restructuring the Statistical sysyem of Tajikistan	1; 2; 3; 4	6,410	Non-Financial	2011-2011
Turkmenistan	Cooperation in the Field of Statistics with Turkmenistan	5.7	13,100	Non-Financial	2011-2012
United Kingdom					
Afghanistan	Building evidence base for livelihoods programmes	3.3.1	300,180	Grant	2007-2010
Afghanistan	Helmand Monitoring and Evaluation Programme	4	3,203,485	Grant	2009-2013
Afghanistan	Strengthening the Statistical Capacity of the Government of Afghanistan	5	888,596	Grant	2009-2013
Afghanistan	Support to the NRVA Capacity Building project	4	345,993	Grant	2011-2012
Cambodia	National Planning for Poverty Reduction	5.7	2,713,950	Grant	2008-2012
Kyrgyz Republic	Kyrgyz census	4	260,202	Grant	2009-2010
Pakistan	NWFP (Khyber Pakhtunkhwa) Provincial Reform Programme	4	7,327,664	Grant	2008-2011

Recipient	Programme Name	Statistical Areas	Financing amount USD	Type	Project period
Pakistan	Reforming Provincial Statistical System in the Punjab	5	1,384,114	Grant	2008-2011
Pakistan	Strengthening National Statistics	1; 2; 3; 4; 5.7	11,041,590	Grant	2006-2012
Pakistan	Strengthening statistics, analysis and economic policy	2	322,046	Grant	2006-2009
Pakistan	TA to build capacity of M&E wing in Earthquake Reconstruction & Rehabilitation Authority (following 2005 earthquake)	5	3,161,897	Grant	2007-2011
Tajikistan	Food Security Monitoring System	2.4.1	56,655	Grant	2009-2010
Tajikistan	Multi year integrated statistics plan	5.2.1	1,104,159	Grant	2006-2011
United States of America					
Armenia	Integrated Survey of living Standards Living Standards	4.3.3	1,051,100	Grant	2007-2011
Georgia	Integrated Household Survey and village infrastructure census	4.3.3	1,865,379	Grant	2008-2011
MULTILATERALS AND OTHER					
Asian Development Bank					
Afghanistan	Poverty Assessment and Socioeconomic and Macroeconomic Statisticsl Capacity Building	2; 4; 5	1,750,000	Grant	2004-2011
Afghanistan	Support to the Afghanistan National Development Strategy (ANDS) Component 1 - Statistical Capacity Building for the ANDS	1.4; 2; 4; 5	1,500,000	Grant	2007-2012
Bangladesh	Improving National Accounts, Price and Wage Statistics	2; 2.1; 2.2; 2.4.1; .. ⁷⁴	400,000	Grant	2005-2010
Maldives	Capacity Building for the National Statistical System	1; 2; 4; 5	350,000	Grant	2003-2009
Nepal	Strengthening Capacity for Macro Economic Analysis	2.1	675,000	Non-Financial	2009-2010
Timor-Leste	Statistical and Macroeconomic Capacity Building	2.1; 2.2; 2.3; 2.7; 2.8; 5.2; 5.7	560,000 20,000	Grant Non-Financial	2010-2012
South Asia	RETA 6333 Statistical capacity Building in Asia and Pacific Region ⁷⁵	5.7	600,000	Non-Financial	2006-2010
Asia - Unallocated	RETA 6430 Measuring the Informal Sector ⁷⁶	2; 2.2	500,000	Grant	2008-2010
Asia - Unallocated	2011 International Comparison program for Asia and the Pacific	2; 2.2; 2.7	3,200,000	Grant	2010-2013
Asia - Unallocated	2011 International Comparison program for Asia and the Pacific	2; 2.2; 2.7	3,200,000	Grant	2010-2013
Asia - Unallocated	RETA 6482: Updating Purchasing Power Parity Estimates for Selected Developing Member Countries	2.7	825,000	Non-Financial	2008-2011
Asia - Unallocated	RETA 6483 Adopting the Supply and Use Framework Towards 1993 SNA compliance in Selected Developing member Countries	2.2	1,020,000	Non-Financial	2008-2011
East Asia and Pacific	Support for Results Based Management in the Pacific ⁷⁷	4; 5; 1; 2	1,000,000 20,000	Grant Non-Financial	2007-2010
Asia - Unallocated	RETA6356: Improving Administrative Data Sources for Monitoring of MDG Indicators ⁷⁸	1; 1.1; 1.3; 1.4; 3; 3.3.5; 4; 4.3; 4.3.5; 5; 5.4	500,000	Non-Financial	2006-2010
Association of Southeast Asian Nations					
East Asia and Pacific	Technical Assistance for the EU-ASEAN Statistical Capacity Building Programme ⁷⁹	2; 4; 5; 5.7		Non-Financial	2009-2011
Development Gateway					
Laos	Aid Management Program in Laos	5	50,000	Non-Financial	2010-2012
Nepal	Aid Management Program in Nepal	5	50,000	Non-Financial	2010-2012
Economic and Social Commission for Asia and Pacific					
Korea, Dem. Rep.	Promoting Regional and Economic Cooperation in North East Asia with particular focus on DPRK	3; 4		Grant	2009-2012

⁷⁴ 2; 2.1; 2.2; 2.4.1; 2.4.4; 2.4.7; 2.7; 3.3; 4; 4.3; 4.3.2; 4.3.4; 5; 5.4; 2.3; 3.3.1; 4.3.3

⁷⁵ Afghanistan; Maldives; Nepal; Cambodia; Laos; Mongolia; Timor-Leste

⁷⁶ Armenia; Bangladesh; Indonesia

⁷⁷ ; Kiribati; Marshall Islands; Micronesia, Fed. States; Nauru; Palau; Papua New Guinea; Samoa; Solomon Islands; Tonga; Tuvalu; Vanuatu

⁷⁸ Sri Lanka; Nepal; Mongolia; Viet Nam; Palau

⁷⁹ Myanmar; Brunei; Cambodia; Indonesia; Laos; Malaysia; Philippines; Singapore; Thailand; Viet Nam

Recipient	Programme Name	Statistical Areas	Financing amount USD	Type	Project period
Myanmar	ESCAP Capacity building in support of MDG achievement in Myanmar based on exchange of regional experiences and expertise, including through South-South cooperation	1; 2.2; 3.3.5; 5.2		Non-Financial	2008-2010
Myanmar	Village Track Assessment and Post-Nargis Periodic Reviews	3.3; 4			2008-2010
Europe and Central Asia ⁸⁰	Supporting effective use of information and communication technology in population census operations	1.1; 4.4	240,000 20,000	Grant Non-Financial	2009-2010
East Asia and Pacific ⁸¹	United Nations Development Account 5th Tranche Improvement of Disability Measurement and Statistics in Support of the Biwako Millennium Framework and Regional Census Programme	1; 1.4; 4; 4.2; 4.3; 4.5; 4.7; 5; 5.2; 5.7	628,000	Grant	2007-2010
East Asia and Pacific	Countries with special needs ⁸²	1; 2; 3; 4; 5	333,600	Non-Financial	2011-2013
Asia - Unallocated	ESCAP Regional Census Programme: Component 1: Promoting Global Census Principles and Recommendations ⁸³		150,000	Non-Financial	2007-2011
Asia - Unallocated	ESCAP Regional Census Programme: Component 3: Supporting effective use of information technology in population censuses ⁸⁴	5.5; 5.4	280,000	Non-Financial	2007-2011
Asia - Unallocated	United Nations Development Account 5th Tranche: Interregional Cooperation on the Measurement of Informal Sector and Informal Employment ⁸⁵	1; 1.2; 2; 2.4; 3; 3.3; 3.3.2; 4	800,000	Grant	2006-2010
East Asia and Pacific	Improved awareness and application of instruments to measure the informal sector and informal employment	1; 2; 4	290,000	Non-Financial	2011-2013
East Asia and Pacific	Improved capacity of national statistical systems to produce and disseminate disability statistics	1; 4	150,000	Non-Financial	2011-2013
East Asia and Pacific	Improved knowledge base for decision makers in support of the achievement of the MDGs	1; 2; 3; 4; 5	602,500	Non-Financial	2011-2013
East Asia and Pacific	Increased training capability of national statistical systems	1; 2; 3; 4; 5	160,000	Grant	2011-2013
East Asia and Pacific	Modernization of statistical systems	4; 5	180,000	Non-Financial	2011-2013
East Asia and Pacific	Regional programme for the improvement of economic statistics	2; 3; 4; 5	160,000	Grant	2011-2013
East Asia and Pacific	Regional programme for the improvement of vital statistics	1; 1.1; 1.4; 1.6; 5	25,000 320,000	Grant Non-Financial	2011-2013
East Asia and Pacific	Strengthened capacity of national statistical systems to produce and disseminate gender statistics	1; 2; 4	564,850	Non-Financial	2011-2013
East Asia and Pacific	Supporting the Achievement of the Millennium Development Goals in Asia and the Pacific (Phase III)- Statistics Component	1; 3.2; 3.3.2; 3.3.5; 4	450,000	Grant	2009-2012
European Union / EUROSTAT					
Afghanistan	FOOD SECURITY THEMATIC PROGRAMME FOR AFGHANISTAN	4.3.3	82,157	Grant	2010-2010
Afghanistan	Food Security Thematic Programme for Afghanistan 2009	3.3.1	1,645,519	Grant	2010-2012
Afghanistan	Support to Governance in the Islamic Republic of Afghanistan	4.3.1	18,917,658	Grant	2006-2010
Armenia	Twinning and Technical assistance Facility in support of the EU Armenia European Neighbourhood Policy Action Plan	5.2.1	1,408,451	Grant	2009-2012
Armenia	Twinning Projects between 3 or 4 Armenian administrations and their equivalent in EU Member States to foster PCA and ENP implementation - Support to the National Statistical Service of the Republic of Armenia	5	1,265,823	Grant	2010-2014
Azerbaijan	Twinning/Technical Assistance Facility in support of the EU-Azerbaijan ENP AP implementation	4; 5.2.1	1,280,410	Grant	2009-2011
Bangladesh	Support to Population and Housing Census 2011	4.3.1	5,569,620	Grant	2010-2014
Cambodia	EC General Budget Support to Cambodia - statistics component	2.4.3; 2.7	911,392	Grant	2010-2011
Kyrgyz Republic	Improvement of the Food security information System in the Kyrgyz Republic	2.4.1	2,841,313	Grant	2011-2013
Timor-Leste	Technical Assistance to the National Statistics Directorate	4.4	200,696	Grant	2010-2012
Viet Nam	Multilateral Trade Assistance Project (MUTRAP 3)	2.6; 4	721,189	Grant	2008-2012

⁸⁰ Afghanistan; Armenia; Azerbaijan; Kazakhstan; Kyrgyz Republic; Mongolia; Russia; Tajikistan; Turkmenistan; Uzbekistan

⁸¹ Kazakhstan; Mongolia; Maldives; Philippines; Cambodia; Fiji

⁸² Myanmar; Korea, Dem. Rep.

⁸³ Myanmar; Sri Lanka; India; Nepal; Pakistan; Bangladesh; Brunei; Cambodia; China; Hong Kong, China; Indonesia; Korea, Dem. Rep.; Macao; Malaysia; Mongolia; Philippines; Singapore; Thailand; Timor-Leste; Viet Nam

⁸⁴ Myanmar; Sri Lanka; India; Nepal; Pakistan; Bangladesh; Brunei; Cambodia; China; Hong Kong, China; Indonesia; Korea, Dem. Rep.; Macao; Malaysia; Mongolia; Philippines; Singapore; Thailand; Timor-Leste; Viet Nam

⁸⁵ Sri Lanka; Mongolia; Philippines; Palestinian Adm. Areas; St. Lucia

Recipient	Programme Name	Statistical Areas	Financing amount USD	Type	Project period
Europe and Central Asia ⁸⁶	TACIS - TA Prog for CIS and beneficiary countries. Further Development of National Statistics in the Kyrgyz Republic, Tajikistan and Turkmenistan (Statistics 11)""	1.7	2,505,899	Grant	2009-2010
Europe and Central Asia	Adapted Global Assessment of the Kyrgyz statistical system	5.2.1; 5.2		Grant	2011-2011
Europe and Central Asia	Regional technical energy cooperation programme for Energy statistics ⁸⁷	3		Grant	2011-
East Asia and Pacific	EC-ASEAN Statistical Capacity Building Programme ⁸⁸	2.6; 4.2; 4.5; 5.4	7,806,061	Grant	2009-2012
European Free Trade Association					
Armenia	Global Assessment of the National System of Official Statistics of the Republic of Armenia	5		Grant	2009-2009
Azerbaijan	Global Assessment of the National Statistical System of Azerbaijan	5		Grant	2009-2010
Kyrgyz Republic	Global assessment of the National Statistical Committee of the Kyrgyz Republic	5		Grant	2009-2011
Europe and Central Asia	Management seminar for CIS NSIs: Global assessments/peer reviews ⁸⁹	5		Grant	2009-2009
Europe and Central Asia	Joint IMF/EFTA/UNECE Course on Government Finance Statistics ⁹⁰	2.2	42,620	Grant	2011-2011
Europe and Central Asia	Statistical training course on Advanced Methods of Survey Sampling ⁹¹	4	66,843	Grant	2009-2009
Europe and Central Asia	Global Assessments/Peer reviews ⁹²	5	306,364	Grant	2009-2011
Multilateral Unallocated	Participation in International Conferences and Seminars in the Field of Statistics	1; 2; 3; 4; 5	85,239	Grant	2011-2011
Multilateral Unallocated	Participation in International Conferences and Seminars in the Field of Statistics	1; 2; 3; 4; 5	69,620	Grant	2010-2010
Food and Agriculture Organization of the United Nations					
Cambodia	TCP Facility	2.4.1	63,598	Non-Financial	2008-2010
China	FAO FIPS supprt to strengthening fisheries data collection in china	2.4.1; 3.4; 4.1; 4.2; 4.3; 4.4; 4.5; 4.7; 5.2; 5.3; 5.4; 5.5; 5.6; 5.7	400,000 100,000	Grant Non-Financial	2005-2011
Iran	Developing FAO CountrySTAT in Iran	2	21,700	Grant	2009-2011
Korea, Dem. Rep.	Strengthening of Food and Agriculture Information System	2.4.1	1,480,462	Grant	2011-2014
Myanmar	Planning for the 2010 Myanmar census of agriculture (MCA 2010)	4.3.2	416,000	Grant	2010-2011
Nepal	Request for the Support of National Sample Census of Agriculture 2011/12	4	29,319	Grant	2011-2011
Papua New Guinea	Formulation of a framework for improving the agricultural statistical system	2.4.1	82,247	Grant	2009-2010
Thailand	Analysis of Food Security Statistics in Thailand	2.4.1	74,381	Grant	2010-2011
Africa, regional; Asia, regional; America, regional	UN-Water Water Country Briefs	1.1; 1.4; 2.4; 3.1; 3.3; 3.3.1; 3.3.2; 4.1; 5.2.2	440,000	Grant	2010-2013
International Monetary Fund					
Afghanistan	Statistics Department: Technical Assistance	2.5; 2.2; 2.7	43,040	Non-Financial	2011-2012
Afghanistan	Statistics Department: Technical Assistance	2.6; 2.5; 2.4.6	29,872	Non-Financial	2010-2011
Armenia	Statistics Department: Technical Assistance	2.2	8,737	Non-Financial	2011-2012
Armenia	Statistics Department: Technical Assistance	2.6	33,408	Non-Financial	2010-2011
Azerbaijan	Statistics Department: Technical Assistance	2.6	14,373	Non-Financial	2010-2011
Bangladesh	Statistics Department: Technical Assistance	2.2	27,483	Non-Financial	2011-2012

⁸⁶ Armenia; Azerbaijan; Belarus; Georgia; Kazakhstan; Kyrgyz Republic; Moldova; Mongolia; Tajikistan; Turkmenistan; Ukraine; Uzbekistan

⁸⁷ Armenia; Azerbaijan; Kazakhstan; Kyrgyz Republic; Tajikistan; Turkmenistan; Uzbekistan; Ukraine; Moldova; Georgia; Belarus

⁸⁸ Myanmar; Brunei; Cambodia; Indonesia; Laos; Malaysia; Philippines; Singapore; Thailand; Viet Nam

⁸⁹ Armenia; Azerbaijan; Kazakhstan; Kyrgyz Republic; Tajikistan; Turkmenistan; Uzbekistan; Belarus; Georgia; Moldova; Ukraine; Mongolia; Russia

⁹⁰ Armenia; Azerbaijan; Belarus; Georgia; Kazakhstan; Russia; Kyrgyz Republic; Moldova; Mongolia; Tajikistan; Ukraine; Uzbekistan; Turkmenistan

⁹¹ Armenia; Azerbaijan; Kazakhstan; Kyrgyz Republic; Tajikistan; Turkmenistan; Uzbekistan; Macedonia (FYROM); Turkey; Serbia; Russia; Georgia; Ukraine; Belarus

⁹² Ukraine; Belarus; Russia; Moldova; Armenia; Azerbaijan; Georgia; Kazakhstan; Kyrgyz Republic; Tajikistan; Turkmenistan; Uzbekistan; Mongolia; States Ex-Yugoslavia

Recipient	Programme Name	Statistical Areas	Financing amount USD	Type	Project period
Bangladesh	Statistics Department: Technical Assistance	2.2	31,819	Non-Financial	2010-2011
Bhutan	Statistics Department: Technical Assistance	2.6; 2.7	38,991	Non-Financial	2011-2012
Bhutan	Statistics Department: Technical Assistance	2.6; 4.5	44,771	Non-Financial	2010-2011
Cambodia	Statistics Department: Technical Assistance	2.6; 2.5	28,607	Non-Financial	2010-2011
China	Statistics Department: Technical Assistance	2.4.6	36,486	Non-Financial	2010-2011
China	Statistics Department: Training Activities (4)	2.6; 2.4.6	50,631	Non-Financial	2011-2012
China	Statistics Department: Training Activities (5)	2.6; 2.4.6; 2.2; 2.4.7	77,327	Non-Financial	2010-2011
Fiji	Statistics Department: Technical Assistance	2.2; 2.7	111,968	Non-Financial	2010-2011
Fiji	Statistics Department: Technical Assistance	2.6; 2.5; 2.2	72,874	Non-Financial	2011-2012
Fiji	Statistics Department: Training Activities (1)	2.6	17,196	Non-Financial	2010-2011
Georgia	Statistics Department: Technical Assistance	2.6; 2.4.7	39,104	Non-Financial	2011-2012
India	Statistics Department: Training Activities (1)	2.2	33,235	Non-Financial	2010-2011
Indonesia	Statistics Department: Technical Assistance	2.5	22,327	Non-Financial	2010-2011
Indonesia	Statistics Department: Technical Assistance	2.4.7	34,213	Non-Financial	2011-2012
Kiribati	Statistics Department: Technical Assistance	2.5; 2.2	29,460	Non-Financial	2011-2012
Kiribati	Statistics Department: Technical Assistance	2.6; 2.2	33,458	Non-Financial	2010-2011
Kyrgyz Republic	Statistics Department: Technical Assistance	2.2	18,498	Non-Financial	2010-2011
Maldives	Statistics Department: Technical Assistance	2.4.7	56,122	Non-Financial	2011-2012
Micronesia, Fed. States	Statistics Department: Technical Assistance	2.6	18,187	Non-Financial	2010-2011
Mongolia	Statistics Department: Technical Assistance	2.6	14,033	Non-Financial	2010-2011
Mongolia	Statistics Department: Technical Assistance	2.7	25,356	Non-Financial	2011-2012
Mongolia	Technical Assistance	2.2; 2.4.6; 2.5; 2.6	215,677	Non-Financial	2007-2009
Nepal	Statistics Department: Technical Assistance	2.6	14,612	Non-Financial	2011-2012
Nepal	Statistics Department: Technical Assistance	2.4.6	32,386	Non-Financial	2010-2011
Pakistan	Statistics Department: Technical Assistance	2.7	1,925	Non-Financial	2011-2012
Pakistan	Statistics Department: Technical Assistance	2.4.7	213,939	Non-Financial	2010-2011
Papua New Guinea	Statistics Department: Technical Assistance	2.2	30,279	Non-Financial	2010-2011
Samoa	Statistics Department: Technical Assistance	2.6	23,673	Non-Financial	2011-2012
Samoa	Statistics Department: Technical Assistance	2.5; 2.2; 2.7	53,990	Non-Financial	2010-2011
Solomon Islands	Statistics Department: Technical Assistance	4.5	9,830	Non-Financial	2011-2012
Solomon Islands	Statistics Department: Technical Assistance	2.4.6; 2.2	47,759	Non-Financial	2010-2011
Tajikistan	Statistics Department: Technical Assistance	2.2	30,020	Non-Financial	2010-2011
Tajikistan	Statistics Department: Technical Assistance	2.6; 2.2	45,371	Non-Financial	2011-2012
Thailand	Statistics Department: Technical Assistance	2.5	12,223	Non-Financial	2011-2012
Thailand	Statistics Department: Technical Assistance	2.6	10,061	Non-Financial	2010-2011
Timor-Leste	Statistics Department: Technical Assistance	2.6	74,844	Non-Financial	2011-2012
Timor-Leste	Statistics Department: Technical Assistance	2.6; 2.4.6; 2.4.7	47,576	Non-Financial	2010-2011
Tonga	Statistics Department: Technical Assistance	2.2	48,940	Non-Financial	2010-2011
Turkmenistan	Statistics Department: Technical Assistance	2.2	22,894	Non-Financial	2010-2011
Turkmenistan	Statistics Department: Technical Assistance	2.2	25,577	Non-Financial	2011-2012
Tuvalu	Statistics Department: Technical Assistance	2.2	37,184	Non-Financial	2010-2011
Tuvalu	Statistics Department: Technical Assistance	2.6	41,262	Non-Financial	2011-2012
Uzbekistan	Statistics Department: Technical Assistance	2.2	391,441	Non-Financial	2010-2011
Vanuatu	Statistics Department: Technical Assistance	2.2	100,954	Non-Financial	2010-2011
Vanuatu	Statistics Department: Technical Assistance	2.5	22,449	Non-Financial	2011-2012
Viet Nam	Statistics Department: Technical Assistance	2.2	20,481	Non-Financial	2011-2012
Viet Nam	Statistics Department: Technical Assistance	2.4.6	14,272	Non-Financial	2010-2011
East Asia and Pacific	Asian Pacific Countries - Statistics Department: Technical Assistance	2.4.7	9,268	Non-Financial	2011-2012

Recipient	Programme Name	Statistical Areas	Financing amount USD	Type	Project period
East Asia and Pacific	Asian Pacific Countries - Statistics Department: Training Activities (7)	2.6; 2.5; 2.4.6; 2.7	213,453	Non-Financial	2011-2012
East Asia and Pacific	Pacific Statistics Department: Financial Technical Assistance	2.2	117,458	Non-Financial	2010-2011
East Asia and Pacific	PFTAC-Pacific Finan'l Technical Assistance	2.6; 2.2; 2.4.7	254,275	Non-Financial	2011-2012
East Asia and Pacific	Statistics Department: Technical Assistance	2.2	11,252	Non-Financial	2010-2011
East Asia and Pacific	Statistics Department: Training Activities (7) in Asian Pacific Countries	2.6; 2.5; 2.4.6; 2.2	176,139	Non-Financial	2010-2011
Asia - Unallocated	Statistics Department: Technical Assistance	2.2	11,649	Non-Financial	2010-2011
Asia - Unallocated	Statistics Department: Technical Assistance	2.2; 2.4.7	31,115	Non-Financial	2011-2012
Asia - Unallocated	Statistics Department: Training Activities (1)	2.5	65,645	Non-Financial	2010-2011
Asia - Unallocated	Statistics Department: Training Activities (7)	2.6; 4.5; 2.5; 2.4.6; 2.7	154,893	Non-Financial	2011-2012
Interstate Statistical Committee of the CIS					
Europe and Central Asia	Agricultural censuses ⁹³	4.3.2		Non-Financial	2006-2009
Europe and Central Asia	Economic censuses	2.1; 2.2; 2.3; 2.4; 2.4.1; 2.4.2; 2.4.3; 2.4.4; 2.4.6; 2.5; 2.7; 2.8; 2.9		Non-Financial	2006-2009
Europe and Central Asia	Improvement of socio-demographic statistics in the CIS countries	1		Non-Financial	2008-2010
Europe and Central Asia	Integration of the updated version of SNA-1993 into regular practice of national statistical services of the CIS countries	2.2		Non-Financial	2008-2010
Europe and Central Asia	Introduction of international recommendations on producers price statistics into practice of national statistical services of the CIS countries	2.7		Non-Financial	2008-2010
Europe and Central Asia	Labour migration	1.1; 1.2		Non-Financial	2006-2009
Europe and Central Asia	Organisation of international labour migration monitoring	1.1; 1.2		Non-Financial	2008-2010
Europe and Central Asia	Population censuses	4.3.1		Non-Financial	2006-2010
Europe and Central Asia	Rendering assistance to the CIS countries in the conduct of population censuses	4.3.1		Non-Financial	2008-2010
Islamic Development Bank					
Multilateral Unallocated	Aggregation Methodology ⁹⁴	4.1	45,260	Grant	2011-2011
Secretariat of Pacific Community					
Pacific	Provision of technical and training support in statistics to Pacific Island countries and territories ⁹⁵	1; 2; 3; 4; 5		Non-Financial	2011-2011
Pacific	Pacific Statistics Strategy Action Plan Phase 1, 2011 - 2014 ⁹⁴	1; 2; 3; 4; 5		Non-Financial	2011-2011
Pacific, regional; Vanuatu	Vanuatu Wellbeing Survey	1; 2; 3; 4	200,000	Grant	2011-2012
			200,000	Non-Financial	
Statistical, Economic and Social Research and Training Center for Islamic Countries					
Tajikistan	OIC Statistical Capacity Building Programme (STATCAB)	4; 4.7; 5; 5.3	2,500	Grant	2010-2010
Multilateral Unallocated ⁹⁶	Twinning Programme	1.1; 1.2; 1.3; 1.4; 1.5; 2.1; 2.2; 2.4.1; 2.5; 2.6; 2.7; 2.9; 3.1; 5.3	50,000	Grant	2006-2009

⁹³ Ukraine; Belarus; Russia; Moldova; Armenia; Azerbaijan; Georgia; Kazakhstan; Kyrgyz Republic; Tajikistan; Turkmenistan; Uzbekistan

⁹⁴ Afghanistan; Azerbaijan; Bangladesh; Burkina Faso; Comoros; Kyrgyz Republic; Maldives; Niger; Senegal; Sierra Leone; Somalia; Sudan; Tajikistan; Uzbekistan

⁹⁵ Cook Islands; Fiji; French Polynesia; Kiribati; Marshall Islands; Micronesia, Fed. States; Nauru; New Caledonia; Niue; Northern Marianas; Palau; Oceania, regional; Papua New Guinea; Samoa; Solomon Islands; Tokelau; Tonga; Tuvalu; Vanuatu; Wallis & Futuna

⁹⁶ Morocco; Cameroon; Gabon; Gambia; Nigeria; Senegal; Sierra Leone; Sudan; Uganda; Burkina Faso; Jordan; Yemen; Azerbaijan; Kazakhstan; Maldives; Indonesia

Recipient	Programme Name	Statistical Areas	Financing amount USD	Type	Project period
The World Bank					
Afghanistan	AFGHANSTAT: Strengthening the National Statistical System - SRF	5.1; 5.4; 4.2; 4.3.6; 4.4; 4.3.5; 4.3.3; 4.3.4; 2.2; 5.3	14,000,000	Grant	2010-2016
Afghanistan	HIV/AIDS Prevention Project	1.4; 4.4	1,800,000	Loan/credit	2007-2010
Afghanistan	Second Education Quality Improvement Program	1.3; 4.4	2,300,000	Loan/credit	2008-2012
Azerbaijan	Second Education Sector Development Project	1.3	4,500,000	Loan/credit	2008-2014
Bangladesh	Economic Management Technical Assistance Program	2	1,600,000	Loan/credit	2004-2009
China	Bengbu Integrated Environment Improvement Project	3.1	2,000,000	Loan/credit	2008-2014
China	Development of a Statistical Master Plan for China	5.2.1	150,000	Grant	2009-2010
Georgia	Georgia: National Statistics System Development Strategy	5.2.1	280,800	Grant	2010-2011
India	India First Statistical Strengthening Project	1; 2; 3; 4; 5.2.1; 5.4	107,000,000	Loan/credit	2010-2011
India	Reproductive and Child Health Second Phase	1.4; 4.3.3		Loan/credit	2006-2010
India	Third National HIV/AIDS Control Project	1.4; 4.4		Loan/credit	2007-2012
Laos	Laos: Updating the Statistical Master Plan	5.2.1	80,000	Grant	2010-2011
Pakistan	Pakistan Poverty Reduction and Economic Support Operation (PRESO)	3.3.1		Loan/credit	2009-2010
Philippines	National Program Support for Environment and Natural Resources Management Project	3.1		Loan/credit	2007-2012
Sri Lanka	Public Sector Capacity Building Project	1; 2; 3; 4; 5	12,050,000	Loan/credit	2008-2011
Tajikistan	Strengthening the National Statistical System	1; 2; 3; 4	1,000,000	Loan/credit	2005-2011
Timor-Leste	Health Sector Strategic Plan Support Project	1.4; 4.3.3; 4.4	400,000	Loan/credit	2007-2013
Viet Nam	ICT Development	4.4; 5.4	13,770,000	Loan/credit	2005-2011
Viet Nam	The Informal Sector and Informal Employment: Statistical Measurement, Economic Implications and Public Policies	1.2	43,000	Grant	2010-2010
Viet Nam	Vietnam: Statistical Strategy Development	5.2.1; 5.1; 5.4; 4.7; 4.5; 4.4	311,000	Grant	2009-2010
Multilateral Unallocated	CIS Statistical Committee Training Program - Europe and Central Asia	5.4; 4; 4.3.3; 2.2; 2.1; 1; 3.3.1; 4.7; 4.5	375,000	Grant	2010-2012
United Nations Population Fund					
Afghanistan	Socio-Demographic and Economic Survey	1; 2; 4	2,000,000	Grant	2011-2012
Azerbaijan	Improvement of the availability and use of population data disaggregated by sex and age	1.1; 1.2; 4.3.1; 4.3.3; 4.3.6; 4.5	56,000	Grant	2011-2015
Cambodia	Population and Development	1; 2; 4	2,300,000	Grant	2006-2010
			250,000	Non-Financial	
China	Data for population and development	1; 4	1,000,000 1,000,000 15,000	Grant Non-Financial Non-Financial	2011-2015
Kyrgyz Republic	Improved population data collection and analysis to enable the Government to better implement and monitor Country Development Strategy	1; 1.1; 1.2; 1.3; 1.4; 1.5; 1.6; 4; 4.3.1; 4.3.3; 4.4; 4.5; 4.7; 5; 5.2.2; 5.4; 5.6; 5.7	737,798	Grant	2005-2011
Kyrgyz Republic	Support to Population and Housing Census 2009 in Kyrgyzstan	4; 4.3.1; 4.3.6; 4.4; 4.5; 4.7; 5; 5.4	287,107	Grant	2009-2010
Laos	Support National Capacity to Collect, Analyse and Disseminate Population and Reproductive Health Data	1; 4; 4.1; 4.3.1; 4.3.3; 4.4; 4.5; 4.7		Grant	2007-2011
Mongolia	Capacity to monitor ICPD/MDGs	1; 4; 5	805,900	Grant	2007-2012
Philippines	Capacity-building support on Maternal Mortality measurement in 2010 Census	1.1; 1.4; 3.3.5	17,000	Grant	2009-2010
Solomon Islands	Solomon Islands Housing & Population Census 2009	1; 1.1; ... ⁹⁷	2,199,774	Grant	2009-2010
Sri Lanka	A project to improve the collection, processing and analysis of 2011 population census	4.3.1; 4; 4.3	112,129	Grant	2011-2012

⁹⁷ 1; 1.1; 1.2; 1.7; 4; 4.1; 4.2; 4.3; 4.3.1; 4.3.6; 4.4; 4.5; 4.6

Recipient	Programme Name	Statistical Areas	Financing amount USD	Type	Project period
Uzbekistan	Strengthened national capacity to collect, analyze and use disaggregated population data to develop and monitor national development frameworks and conduct evidence-based advocacy	1		Grant	2010-2015
Viet Nam	Strengthen the capacity of the General Statistics Office in providing and utilizing data on population, reproductive health and gender	1; 4; 5	3,600,000	Grant	2006-2011
			300,000	Non-Financial	
Asia - Unallocated	Statistical capacity building for undertaking the 2010 round of population and housing censuses	1	521,150	Grant	2009-2011
East Asia and Pacific	ICPD+15 Symposium: Strengthening and Consolidation of Training Programmes in Official Statistics in the Pacific	1; 1.1; 1.2; 1.3; ... ⁹⁸	455,337	Grant	2009-2012
East Asia and Pacific	Gender Based Violence Programme	1; 1.4; 3.3.1; 3.3.2; 3.3.5; 4.3.3; 4.7	35,000	Grant	2008-2012
			35,000	Non-Financial	
East Asia and Pacific	Strengthening National Capacity to Produce, Analyze and Utilize Population and Related Data for Policy and Planning	1	793,983	Grant	2008-2012
East Asia and Pacific	Regional Reproductive Health Programme	1.4; 4.3.3	11,196	Grant	2008-2012
East Asia and Pacific	Strengthened Reproductive Health Programme	1.4; 4.3.3	45,981	Grant	2008-2012
East Asia and Pacific	Regional Gender Programme	1; 1.4; 3.3.2; 3.3.5	150,000	Grant	2008-2012
			23,000	Non-Financial	
East Asia and Pacific	Strengthened Reproductive Health Programme - RHCS	1; 1.4; 4.3.3; 4.7	25,000	Grant	2008-2012
			25,000	Non-Financial	
East Asia and Pacific	Strengthened Reproductive Health Programme - RHCS	1; 1.4; 4; 4.3.3; 4.7	21,000	Grant	2008-2012
			21,000	Non-Financial	
United Nations Conference on Trade and Development					
India	Seminar on ICT measurement and Indicators	3.3.3	4,000	Non-Financial	2009-2009
United Nations Economic Commission for Europe					
Europe and Central Asia	Dissemination of Population and Housing Censuses 2010	1.1			2010-2010
Europe and Central Asia	Supporting effective use of information and communication technology in population census operations	1.1	240,000	Non-Financial	2010-2011
Europe and Central Asia	Strengthening Capacities for MDG Monitoring, 2010- 2011	3.3.5	152,000	Non-Financial	2010-2011
Europe and Central Asia	Assess progress in achieving the MDGs on Environmental Sustainability	3.3.6	391,000	Non-Financial	2010-2013
Europe and Central Asia	Strengthening national capacities to deal with international migration	1.1	170,000	Non-Financial	2009-2011
Europe and Central Asia	Challenges in Economic Statistics with a focus on short term economic statistics	2.1; 2.2; 2.7	510,000	Non-Financial	2010-2012
Europe and Central Asia	Capacity building program on engendering statistical systems for a knowledge-based formulation in CIS and SEE countries	4.5; 4.7	750,000	Non-Financial	2006-2010
Europe and Central Asia	Global Assessments of National Statistical Systems	1; 2; 3; 4; 5	100,000	Non-Financial	2009-2015
Europe and Central Asia	Enhancing capacities to eradicate violence against women through networking of local knowledge communities	1.6	145,000	Non-Financial	2009-2011
Europe and Central Asia	Supporting MDG-based Development Strategies through Integrated Regional Action	1; 2	100,000	Non-Financial	2008-2011
United Nations Statistical Institute for Asia and the Pacific					
Multilateral Unallocated	Institutional Support to the Statistical Institute for Asia and the Pacific (SIAP) and Key Capacity Building Programmes	1; 2; 3; 4; 5	5,280,000	Non-Financial	2010-2011
United Nations / Department of Economic and Social Affairs/ Statistics Division - UNSD					
East Asia and Pacific ⁹⁹	Building Statistical Capacity for Low Income Countries of South East Asia	2; 2.2; 2.4.5; 2.6; 3; 3.3		Grant	2008-2011
East Asia and Pacific	2010 World Programme on Population and Housing Censuses	1.1			2010-2010
South Asia ¹⁰⁰	Strengthening statistical capacity in support of progress towards the internationally agreed development goals in countries of South Asia	1; 1.2; 2; 2.2; 3; 3.3; 3.3.5		Grant	2008-2011

⁹⁸ 1; 1.1; 1.2; 1.3; 1.4; 1.5; 1.6; 1.7; 2; 2.1; 2.2; 2.3; 2.4; 2.4.1; 2.4.2; 2.4.3; 2.4.4; 2.4.5; 2.4.6; 2.4.7; 2.5; 2.6; 2.7; 2.8; 2.9; 4; 4.1; 4.2; 4.3.1; 4.3.2; 4.3.3; 4.3.4; 4.3.5; 4.3.6; 4.4;

⁹⁹ Myanmar; Cambodia; Laos; Timor-Leste; Viet Nam

¹⁰⁰ Afghanistan; Bhutan; Sri Lanka; India; Maldives; Nepal; Pakistan; Bangladesh

Recipient	Programme Name	Statistical Areas	Financing amount USD	Type	Project period
Asia Unallocated	- Statistical Capacity Development in China and other Developing Countries in the Asia Region	1.1; 2.1; 2.2; 2.3; 2.4.2; 2.4.5			2009-2013
Multilateral Unallocated ¹⁰¹	Enhancing key statistics and indicators to monitor progress towards the Millennium Development Goals and other internationally agreed development goals	4; 4.1; 4.4; 4.5; 4.6			2011-2013
Multilateral Unallocated ¹⁰²	Improving the collation, availability and dissemination of national development indicators, including the MDGs.	3.3.5; 4; 4.4; 4.5; 5.5			2009-2013
World Tourism Organization					
Multilateral Unallocated	Technical assistance missions on tourism statistics and Tourism Satellite Account (TSA) - Africa, America, Asia, Europe	2.4.5		Non-Financial	2007-2009

¹⁰¹ Brazil; Bulgaria; Jordan; Philippines; Tunisia

¹⁰² Burundi; Kenya; Tanzania; Uganda; Rwanda; Liberia; Cambodia; Laos; Thailand; Viet Nam; Morocco

Support to Statistical Development in Asia–Pacific: Commitments, 2009–2011, by Statistical Activity

Region	Recipient Country	Provider of Development Co-operation	Statistical Areas	Sum of Amount (USD)
1 – Demographic and Social Statistics				
East Asia and Pacific	Viet Nam	France	1	7,645
		The World Bank	1.2	43,000
	East Asia and Pacific	UNFPA	1	793,983
		UNSD	1.1	
East Asia and Pacific Total				844,628
Europe and Central Asia	Armenia	Sweden	1	459,036
	Azerbaijan	The World Bank	1.3	4,500,000
	Uzbekistan	UNFPA	1	
	Europe and Central Asia	EU	1.7	2,505,899
		UNECE	1.1	410,000
			1.6	145,000
		CISSTAT	1	
			1.1; 1.2	
Europe and Central Asia Total				8,019,935
Asia - Unallocated	Asia, regional	UNFPA	1	521,150
	Asia - Unallocated	Korea	1.4; 1.6	416,900
Asia - Unallocated Total				938,050
2 – Economics Statistics				
East Asia and Pacific	Cambodia	Japan	2	
		FAO	2.4.1	63,598
		IMF	2.6; 2.5	28,607
	China	IMF	2.4.6	36,486
			2.6; 2.4.6	50,631
			2.6; 2.4.6; 2.2; 2.4.7	77,327
	Fiji	IMF	2.6	17,196
			2.2; 2.7	111,968
			2.6; 2.5; 2.2	72,874
	Indonesia	IMF	2.5	22,327
			2.4.7	34,213
	Kiribati	IMF	2.5; 2.2	29,460
			2.6; 2.2	33,458
	Korea, Dem. Rep.	FAO	2.4.1	1,480,462
	Micronesia, Fed. States	IMF	2.6	18,187
	Mongolia	IMF	2.6	14,033
			2.7	25,356
			2.2; 2.4.6; 2.5; 2.6	215,677
	Papua New Guinea	FAO	2.4.1	82,247
		IMF	2.2	30,279
	Philippines	Sweden	2.5	1,997,780
		The World Bank	2.2	400,000
	Samoa	IMF	2.6	23,673

Region	Recipient Country	Provider of Development Co-operation	Statistical Areas	Sum of Amount (USD)	
			2.5; 2.2; 2.7	53,990	
	Solomon Islands	IMF	2.4.6; 2.2	47,759	
	Thailand	FAO	2.4.1	74,381	
		IMF	2.5	12,223	
			2.6	10,061	
	Timor-Leste	IMF	2.6	74,844	
			2.6; 2.4.6; 2.4.7	47,576	
	Tonga	IMF	2.2	48,940	
	Tuvalu	IMF	2.2	37,184	
			2.6	41,262	
	Vanuatu	IMF	2.2	100,954	
			2.5	22,449	
	Viet Nam	France	2.1	3,041	
		IMF	2.2	20,481	
			2.4.6	14,272	
	East Asia and Pacific	IMF	2.2	128,710	
			2.4.7	9,268	
			2.6; 2.2; 2.4.7	254,275	
			2.6; 2.5; 2.4.6; 2.2	176,139	
			2.6; 2.5; 2.4.6; 2.7	213,453	
			East Asia and Pacific Total		
	South Asia	Afghanistan	IMF	2.5; 2.2; 2.7	43,040
				2.6; 2.5; 2.4.6	29,872
	Bangladesh	IMF	2.2	27,483	
				31,819	
		The World Bank	2	1,600,000	
Bhutan	IMF	2.6; 2.7	38,991		
India	IMF	2.2	33,235		
Maldives	IMF	2.4.7	56,122		
Nepal	Asian Development Bank	2.1	675,000		
	IMF	2.6	14,612		
		2.4.6	32,386		
Pakistan	United Kingdom	2	322,046		
	IMF	2.7	1,925		
		2.4.7	213,939		
South Asia Total				3,120,470	
Europe and Central Asia	Armenia	IMF	2.2	8,737	
			2.6	33,408	
Azerbaijan	IMF	2.6	14,373		
Georgia	IMF	2.6; 2.4.7	39,104		
Kyrgyz Republic	EU	2.4.1	2,841,313		
	IMF	2.2	18,498		
Tajikistan	United Kingdom	2.4.1	56,655		
	IMF	2.2	30,020		
		2.6; 2.2	45,371		
Turkmenistan	IMF	2.2	22,894		
			25,577		
Uzbekistan	IMF	2.2	391,441		

Region	Recipient Country	Provider of Development Co-operation	Statistical Areas	Sum of Amount (USD)
Europe and Central Asia		United Kingdom	2	1,388,060
		EU	2.1; 2.6; 2.7; 2.3	5,570,255
		EFTA	2.2	74,266
		UNECE	2.1; 2.2; 2.7	510,000
		CISSTAT	2.2	
			2.7	
			2.1; 2.2; 2.3; 2.4; 2.4.1; 2.4.2;	
		IMF	2.4.6	19,091
			2.6; 2.4.6	88,885
		The World Bank	2	350,000
Europe and Central Asia Total				11,527,948
Asia - Unallocated	Asia - Unallocated	Asian Development Bank	2; 2.2	500,000
			2; 2.2; 2.7	6,400,000
			2.7	825,000
		IMF	2.2	1,020,000
			2.2	11,649
			2.5	65,645
			2.2; 2.4.7	31,115
Asia – Unallocated Total				8,853,409
3 – Environment and multi-domain statistics				
East Asia and Pacific	China	The World Bank	3.1	2,000,000
	Philippines	The World Bank	3.1	
	Oceania, regional	Spain	3	
Australia		3.2	563,922	
East Asia and Pacific Total				2,563,922
South Asia	Afghanistan	United Kingdom	3.3.1	300,180
		EU	3.3.1	1,645,519
	India	UNCTAD	3.3.3	4,000
	Pakistan	The World Bank	3.3.1	
South Asia Total				1,949,699
4 – General Statistical items and Methodology of Data collection				
East Asia and Pacific	Cambodia	Sweden	4.3.3; 4.4	3,051,551
	Myanmar	FAO	4.3.2	416,000
	Papua New Guinea	Australia	4.3.1	412,235
	Solomon Islands	IMF	4.5	9,830
	Timor-Leste	EU	4.4	200,696
		The World Bank	4.3	400,000
East Asia and Pacific Total				4,490,312
South Asia	Afghanistan	Japan	4.5	6,000,000
		United Kingdom	4	3,549,478
		EU	4.3.1	18,917,658
			4.3.3	82,157
		The World Bank	4	150,000
	Bangladesh	Netherlands	4	6,948,622

Region	Recipient Country	Provider of Development Co-operation	Statistical Areas	Sum of Amount (USD)
		EU	4.3.1	5,569,620
	Nepal	FAO	4	29,319
	Pakistan	Switzerland	4.3.2	1,094,291
		United Kingdom	4	7,327,664
	Sri Lanka	UNFPA	4.3.1; 4; 4.3	112,129
South Asia Total				49,780,938
Europe and Central Asia	Armenia	USA	4.3.3	1,051,100
	Azerbaijan	Sweden	4	534,202
	Georgia	Sweden	4	
		USA	4.3.3	1,865,379
	Kyrgyz Republic	United Kingdom	4	260,202
	Europe and Central Asia	EFTA	4	225,071
		UNECE	4.5; 4.7	750,000
		France	4.2	15,725
		CISSTAT	4.3.1	
			4.3.2	
		France	4	22,748
Europe and Central Asia Total				4,724,427
East Asia and Pacific	Cambodia	United Kingdom	5.7	2,713,950
	China	The World Bank	5.2.1	150,000
	Fiji	Australia	5.1	309,990
	Laos	Development Gateway	5	50,000
		The World Bank	5.2.1	80,000
	Mongolia	The World Bank	5	2,000,000
			5.2.1	400,000
	Papua New Guinea	Australia	5.2.1	412,235
	Philippines	Canada	5.7	768,580
		The World Bank	5.2.1	150,000
	Timor-Leste	Portugal	5.7	144,975
	Oceania, regional	Australia	5	1,991,150
		Australia	5.7	61,835
East Asia and Pacific Total				9,232,715
South Asia	Afghanistan	United Kingdom	5	888,596
	Bangladesh	The World Bank	5.2.1	140,000
	India	The World Bank	5.2.1	140,000
	Nepal	Development Gateway	5	50,000
	Pakistan	Germany	5	4,038,656
			5.7	1,392,405
		United Kingdom	5	4,546,011
South Asia	Asian Development Bank	5.7	600,000	
South Asia Total				11,795,668
Europe and Central Asia	Armenia	EU	5	1,265,823
			5.2.1	1,408,451
		EFTA	5	
		The World Bank	5.4	100,000
			5.2.1	100,000
	Azerbaijan	EFTA	5	
Georgia	The World Bank	5.2.1	280,800	

Region	Recipient Country	Provider of Development Co-operation	Statistical Areas	Sum of Amount (USD)
	Kyrgyz Republic	Norway	5.7	2,215,088
		EFTA	5	
		The World Bank	5.2.1	370,000
	Tajikistan	Germany	5	3,104,680
		United Kingdom	5.2.1	1,104,159
		The World Bank	5.2.1	240,000
	Turkmenistan	Turkey	5.7	13,100
		The World Bank	5.2.1	387,500
	Europe and Central Asia	EU	5.2.1; 5.2	
		EFTA	5	306,364
Europe and Central Asia Total				10,895,965
Asia - Unallocated	Asia	ESCAP	5.5; 5.4	280,000
		Australia	5.7	
Asia - Unallocated Total				280,000
6 – Multiple Statistical Areas				
East Asia and Pacific	Cambodia	Sweden	1; 2; 3	4,991,621
		UNFPA	1; 2; 4	2,550,000
	China	Canada	2; 2.1; 2.3; 3.1; 3.4; 4.2; 4.3.3;	25,583,890
		FAO	2.4.1; 3.4; 4.1; 4.2; 4.3; 4.4;	500,000
		UNFPA	1; 4	2,000,000
	Indonesia	Australia	1; 1.2; 5; 5.6	317,960
		The World Bank	5.2.2; 5.1; 5.4; 4.3.6; 4.4; 4.3.5;	65,000,000
	Korea, Dem. Rep.	ESCAP	3; 4	
	Laos	Sweden	1; 2; 3	3,144,907
		UNFPA	1; 4; 4.1; 4.3.1; 4.3.3; 4.4; 4.5;	
	Mongolia	UNFPA	1; 4; 5	805,900
	Myanmar	ESCAP	1; 2.2; 3.3.5; 5.2 3.3; 4	
	Papua New Guinea	The World Bank	5.4; 4.3.3; 2.7; 1	140,000
	Philippines	UNFPA	1.1; 1.4; 3.3.5	17,000
	Solomon Islands	UNFPA	1; 1.1; 1.2; 1.7; 4; 4.1; 4.2; 4.3;	2,199,774
	Timor-Leste	Asian Development Bank	2.1; 2.2; 2.3; 2.7; 2.8; 5.2; 5.7	580,000
		The World Bank	1.4; 4.3.3; 4.4	400,000
	Vanuatu	Australia	2; 2.2; 2.3; 2.7; 4.3.3; 5	480,424
	Viet Nam	France	2.2; 2.3; 5.2	13,110
		Sweden	1; 2; 3; 4; 5	2,293,748
		EU	2.6; 4	721,189
		The World Bank	4.4; 5.4	13,770,000
			5.2.1; 5.1; 5.4; 4.7; 4.5; 4.4	311,000
		UNFPA	1; 4; 5	3,900,000
	East Asia and Pacific	Asian Development Bank	4; 5; 1; 2	1,020,000
		ASEAN	2; 4; 5; 5.7	
		EU	2.6; 4.2; 4.5; 5.4	7,806,061
		ESCAP	1; 1.4; 4; 4.2; 4.3; 4.5; 4.7; 5;	628,000

Region	Recipient Country	Provider of Development Co-operation	Statistical Areas	Sum of Amount (USD)
			1; 2; 3; 4; 5	333,600
			1; 1.1; 1.4; 1.6; 5	345,000
			1; 2; 3; 4; 5	3,456,000
				602,500
			1; 2; 4	290,000
				564,850
			1; 3.2; 3.3.2; 3.3.5; 4	450,000
			1; 4	150,000
			2; 3; 4; 5	220,000
			4; 5	180,000
		SPC	1; 2; 3; 4; 5	
			1; 2; 3; 4; 5	
			1; 2; 3; 4	400,000
		UNFPA	1; 1.1; 1.2; 1.3; 1.4; 1.5; 1.6; 1; 1.4; 3.3.1; 3.3.2; 3.3.5; 4.3.3; 4.7	455,337
				70,000
			1.4; 4.3.3	22,392
			1.4; 4.3.3	91,962
			1; 1.4; 4.3.3; 4.7	50,000
			1; 1.4; 4; 4.3.3; 4.7	42,000
			1; 1.4; 3.3.2; 3.3.5	173,000
		UNSD	2; 2.2; 2.4.5; 2.6; 3; 3.3	
		UNSIAP	1; 2; 3; 4; 5	5,280,000
East Asia and Pacific Total				152,351,224
South Asia	Afghanistan	Asian Development Bank	1.4; 2; 4; 5	1,500,000
			2; 4; 5	1,750,000
		The World Bank	1.3; 4.4	2,300,000
			1.4; 4.4	1,800,000
			5.1; 5.4; 4.2; 4.3.6; 4.4; 4.3.5; 4.3.3; 4.3.4; 2.2; 5.3	14,000,000
	Bangladesh	UNFPA	1; 2; 4	2,000,000
		Asian Development Bank	2; 2.1; 2.2. ¹⁰³	400,000
	Bhutan	Denmark	3.1; 4.1	1,753,801
		IMF	2.6; 4.5	44,771
		The World Bank	5.4; 4.3.1; 4.3.3; 2.2; 2.7; 1; 4.7; 4.5	300,000
	India	The World Bank	1.4; 4.3.3	
			1.4; 4.4	120,000
			1; 2; 3; 4; 5.2.1; 5.4	107,000,000
	Maldives	Asian Development Bank	1; 2; 4; 5	350,000
	Pakistan	United Kingdom	1; 2; 3; 4; 5.7	11,041,590
	Sri Lanka	The World Bank	1; 2; 3; 4; 5	12,050,000

¹⁰³ 2; 2.1; 2.2; 2.4.1; 2.4.4; 2.4.7; 2.7; 3.3; 4; 4.3; 4.3.2; 4.3.4; 5; 5.4; 2.3; 3.3.1; 4.3.3

Region	Recipient Country	Provider of Development Co-operation	Statistical Areas	Sum of Amount (USD)
	South Asia	UNSD	1; 1.2; 2; 2.2; 3; 3.3; 3.3.5	
South Asia Total				156,410,162
Europe and Central Asia	Azerbaijan	Czech Republic	2; 4	
		Turkey	1; 2	27,125
		EU	4; 5.2.1	1,280,410
		UNFPA	1.1; 1.2; 4.3.1; 4.3.3; 4.3.6; 4.5	56,000
Kyrgyz Republic	Finland		2.5; 2.8; 4.3.2; 4.3.4	533,352
		Norway	4; 5.2.2; 5.5	1,558,000
	UNFPA	1; 1.1; 1.2; 1.3; 1.4; 1.5; 1.6; 4; 4; 4.3.1; 4.3.6; 4.4; 4.5; 4.7; 5; 5.4	737,798	
				287,107
	Tajikistan	Czech Republic	5; 1.3; 1.4; 2.2; 2.4.2; 2.7; 4.2	
		Sweden	1; 2; 3	2,319,179
		Turkey	1; 2; 3; 4	6,410
		SESRIC	4; 4.7; 5; 5.3	2,500
		The World Bank	1; 2; 3; 4	1,000,000
	Europe and Central Asia	ESCAP	1.1; 4.4	260,000
EU		4; 5	3,017,722	
Czech Republic		5; 1; 2; 3; 4		
UNECE		1; 2; 3; 4; 5	100,000	
EU		2.2; 2.6; 2.7; 4.3.1; 4.3.2; 4.5	4,327,131	
United Kingdom		3.1; 4.7	1,273,463	
UNECE		1; 2	100,000	
Europe and Central Asia Total				16,886,197
Asia - Unallocated	Asia	ESCAP	1; 1.2; 2; 2.4; 3; 3.3; 3.3.2; 4	800,000
		Asian Development Bank	1; 1.1; 1.3; 1.4; 3; 3.3.5; 4; 4.3; 4.3.5; 5; 5.4	500,000
		UNSD	1.1; 2.1; 2.2; 2.3; 2.4.2; 2.4.5	
Asia - Unallocated Total				1,300,000

Planned Support to Statistical Development in Asia–Pacific, by Provider of Development Co-operation

Co-operation Provider	Project/Programme Name	Statistical Areas	Financing amount	Currency	Project Period
UNITED STATES OF AMERICA					
Mongolia	STEPS		300,000	US Dollars	2009-2013
ASIAN DEVELOPMENT BANK					
Bangladesh; Georgia; Sri Lanka; Viet Nam	Strengthening the Institutional Capacity of Selected Developing Member Countries to Compile Financial Soundness Indicators for Improving the Assessment of Investment Climate	2.4.6; 5.7	500,000	US Dollars	2010-2012
Pacific ¹⁰⁴	Building Statistical Capacity in the Pacific	1.4; 2.1; 2.2; 2.3; 2.5; 2.7; 2.8; 5.7	975,000	US Dollars	2011-2013
ASSOCIATION OF SOUTHEAST ASIAN NATIONS - ASEAN					
East Asia and Pacific ¹⁰⁵	EC-ASEAN Statistical Capacity Building Programme	1.3; 1.4; 2.2; 2.4.1; 2.6; 3.3.3; 4.1; 4.2; 4.3.4	6,300,000	Euro	2009-2010
EUROPEAN UNION / EUROSTAT					
Afghanistan	Food Security Thematic Programme for Afghanistan 2009	3.3.1	1,299,960	Euro	2010-2012
INTERSTATE STATISTICAL COMMITTEE OF THE CIS					
Europe and Central Asia ¹⁰⁶	Development of the draft model classification of products (rev.2) on the basis of CPA-2008 and PRODCOM list2008 and preparation of the final version of this classification				2009-2010
Europe and Central Asia ¹⁰⁵	Improvement of methodological recommendations on statistical accounting of external economic services				2009-2011
Europe and Central Asia ¹⁰⁵	Improvement of methodological recommendations on statistical observation of the retail trade turnover and calculation of its volume index				2009-2011
Europe and Central Asia ¹⁰⁵	Introduction of new international standards of CPI calculation into the practice of national statistical services of the CIS countries				2009-2011
Europe and Central Asia ¹⁰⁵	Preparation for the 2011 round of international comparisons of GDP				2009-2014
Europe and Central Asia ¹⁰⁵	Preparation of methodological recommendations on updating the data of the current statistics of population on the basis of the results of 2010 population censuses and recalculation of sex and age composition of population in the inter- census period				2009-2009
Europe and Central Asia ¹⁰⁵	Preparation of recommendations on the calculation of price indices of industrial products producers (in accordance with international standards)				2009-2011
Europe and Central Asia ¹⁰⁵	Recommendations of calculation and analysis of labour cost index				2009-2010
Europe and Central Asia ¹⁰⁵	Recommendations on the improvement of the programme of agricultural census with the account of the experience of its conduct in the CIS countries				2009-2011
Europe and Central Asia ¹⁰⁷	Implementation of SNA-2008 by national statistical services of the CIS countries				2009-2015
ISLAMIC DEVELOPMENT BANK					
Afghanistan	A Training Course on Intermediate level Statistics		13,000	US Dollars	2009-2009

¹⁰⁴ Cook Islands; Fiji; Kiribati; Marshall Islands; Micronesia, Fed. States; Nauru; Palau; Papua New Guinea; Samoa; Solomon Islands; Tonga; Tuvalu; Vanuatu

¹⁰⁵ Myanmar; Brunei; Cambodia; Indonesia; Laos; Malaysia; Philippines; Singapore; Thailand; Viet Nam

¹⁰⁶ Ukraine; Belarus; Russia; Moldova; Armenia; Azerbaijan; Kazakhstan; Kyrgyz Republic; Tajikistan; Turkmenistan; Uzbekistan

¹⁰⁷ Ukraine; Belarus; Russia; Moldova; Armenia; Azerbaijan; Kyrgyz Republic; Tajikistan; Turkmenistan; Uzbekistan

Co-operation Provider	Project/Programme Name	Statistical Areas	Financing amount	Currency	Project Period
STATISTICAL, ECONOMIC AND SOCIAL RESEARCH AND TRAINING CENTER FOR ISLAMIC COUNTRIES - SESRIC					
Azerbaijan	OIC Statistical Capacity Building Programme (STATCAB)	2; 2.1; 2.2	3,000	US Dollars	2011-2011
Kazakhstan	OIC Statistical Capacity Building Programme (STATCAB)	2; 2.1; 2.2	3,000	US Dollars	2011-2011
Kyrgyz Republic	OIC Statistical Capacity Building Programme (STATCAB)	2; 2.1; 2.2	3,000	US Dollars	2011-2011
Kyrgyz Republic	OIC Statistical Capacity Building Programme (STATCAB)	4; 4.7	3,000	US Dollars	2011-2011
Malaysia	OIC Statistical Capacity Building Programme (STATCAB)	2; 2.4; 2.4.1	3,000	US Dollars	2011-2011
Pakistan	OIC Statistical Capacity Building Programme (STATCAB)	4; 4.7	3,000	US Dollars	2011-2011
THE WORLD BANK					
Armenia	Piloting and Preparatory Work for 2011 Armenia Population Census	5.4	100,000	US Dollars	2011
UNFPA					
Cambodia	CIPS	1; 2; 4; 5	650,000	US Dollars	2011-2014
Laos	Support National Capacity to Collect, Analyse and Disseminate Population and Reproductive Health Data	1; 4	1,000,000	US Dollars	2012-2015
UNITED NATIONS ECONOMIC COMMISSION FOR EUROPE - UNECE					
Europe and Central Asia ¹⁰⁸	Strengthening production and data sharing of statistics on international migration	1.1	991,000	US Dollars	2012-2014
Europe and Central Asia ¹⁰⁷	Economic Statistics Capacity Building	2	630,000	US Dollars	2012-2015
Europe and Central Asia ¹⁰⁷	Streamlining statistical production	4	765,000	US Dollars	2012-2014
UNITED NATIONS INDUSTRIAL DEVELOPMENT ORGANIZATION - UNIDO					
Cambodia	Enhancement of the Statistical and Analytical Capacities of the Royal Government of Cambodia for Industrial Policies Formulation	2.4.3	859,630	US Dollars	2011-2013
Laos	Enhancement of statistical capacity of the Ministry of Industry and Commerce	2.4.3	523,190	US Dollars	2011-2013

¹⁰⁸ Armenia; Azerbaijan; Kazakhstan; Kyrgyz Republic; Tajikistan; Turkmenistan; Uzbekistan; Belarus; Georgia; Moldova; Russia; Ukraine



For more details, including copies
of the PRESS reports,
contact the PARIS21 Secretariat
at contact@paris21.org
OR
visit our website at:

WWW.PARIS21.ORG